




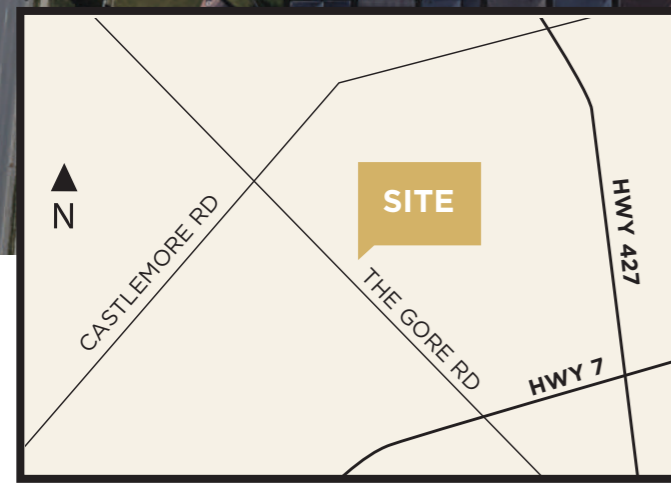



THE  
**CASTLE MILE**  
 IN CASTLEMORE  
**SITE PLAN**

**LEGEND**

-  20' FREEHOLD STREET TOWNS
-  30' DETACHED WITH SINGLE CAR GARAGE
-  38' DETACHED WITH DOUBLE CAR GARAGE
-  40' DETACHED WITH DOUBLE CAR GARAGE
-  FUTURE RESIDENTIAL



All plans and lot dimensions are approximate and subject to change at the discretion of the Vendor. Lot dimensions have been rounded to the nearest whole number. Landscaping, road patterns and sidewalks are proposed only and may change. Driveway locations to be finalized at the Vendor's sole discretion. Purchaser shall accept the same. Lot conditions and grading is based upon preliminary engineering and is subject to change without notice. The park configuration, features, walkways, trails, open spaces and lay by parking (if applicable) are as determined by the municipality and subject to change. Plan is artist's concept only. E. & O. E.

