

THE
FINE
ARTS
OF
LIVING

30' / 38' / 40'
DETACHED DESIGNS

 ARISTA



CM

WHERE MASTERFUL CRAFTSMANSHIP MEETS INSPIRED LIVING

by Arista Homes

Welcome to The Castle Mile, nestled within storied streets of Brampton's Castlemore neighbourhood. This community will stand as a testament to time's grace and elegance. Now, a new chapter unfolds as **ARISTA Homes** proudly introduces The Castle Mile - a masterpiece in the making.

Ideally situated at the crossroads of Cottrelle Blvd. & Gore Rd., The Castle Mile promises to enhance the opulence that Castlemore is celebrated for. Picture splendid Detached Residences and Freehold Townhomes, nestled on grandeur ravine lots, graced with premium features & finishes. Step into the enchanting world of The Castle Mile, where history and luxury converge, brought to you by **ARISTA Homes** and their commitment to Innovation by Design.




INNOVATION

BY DESIGN™

ARISTA Homes, led by Founder and President Michael DeGasperis, is built on timeless values of hard work, family, and honesty. Celebrating 30 years of experience, a steadfast commitment to innovation, ARISTA stands as a leading, Award-Winning homebuilder in Southern Ontario. Our core values, centered around responsibility, sustainability, and integrity, form the foundation of a superior homebuyer experience. Dedicated to crafting homes that embrace comfort, foster healthy environments, and contribute to vibrant communities, ARISTA takes great pride in building exceptional homes. Our ongoing commitment to the "A" Team identity ensures each ARISTA home reflects our unwavering dedication to quality and excellence... towards delivering a home that we, ourselves, would be proud to own.

AWARD WINNING EXCELLENCE



Since its establishment in 1994, the remarkable ARISTA "A" Team has built numerous exceptional master-planned residential communities, fulfilling the homeownership aspirations of over 11,000 families. ARISTA Homes' triumph lies in its adeptness at predicting market trends, attentively embracing client feedback, integrating cutting-edge technologies, upholding core values, and displaying an unwavering dedication to environmental preservation.

Miles above the ordinary... allow the Award-Winning ARISTA "A" Team to fulfill your homeownership dreams and aspirations.



ELEGANT OPEN-CONCEPT DESIGNS.





THE ARISTA "A" TEAM IS UNWAVERING IN ITS COMMITMENT TO SUSTAINABILITY & INNOVATION

Our mission is to embrace and advocate for a 'Life-Friendly' corporate philosophy, seamlessly infusing it into the essence of our remarkable homes and communities through Innovation by Design™.



PANASONIC BREATHE WELL PROGRAM

- ✓ Air Purification Panasonic Whisper Air Repair device, powered by Nanoe™ X Technology
- ✓ Energy Recovery Ventilator (ERV) that circulates fresh, humidity regulated air throughout your home
- ✓ Smart Air Quality Sensor integrated with your HVAC system to monitor and adjust Indoor Air Quality (IAQ), powered by SWIDGET™



SUSTAINABLE LIVING ADDED LIFE-FRIENDLY FEATURES

- ✓ Low VOC paint – 50 grams per liter or less of volatile organic compounds (VOCs)
- ✓ Solar Ready conduit provisions for future use, running from basement to the attic
- ✓ Electric Vehicle (EV) Rough-In for future car charging capability
- ✓ Carpet Rug Institute (CRI) Green-Label Plus Certified and confirmed

CLEAN PURIFICATION & CIRCULATION

Turn stagnant air into cleaner, circulated air free of harmful substances.

Indoor air can be **5X** dirtier than outdoor air*

COMFORT HEATING & COOLING

Built-in air and surface purification Nanoe™ X Technology helps ensure ambient temperature and humidity levels are maintained in the optimal range.

We spend **90%** of our time indoors*

FRESH VENTILATION & FILTRATION

Breathe easier and feel energized with cleaner, fresher, well-ventilated air.

We take **20,000** breaths each day*

*AS PROVIDED BY PANASONIC NORTH AMERICA CANADA, FOR FURTHER INFORMATION AND DETAILS PLEASE VISIT: NA.PANASONIC.COM/CA/TRENDS/WHY-INDOOR-AIR-QUALITY-IMPORTANT



WHY BUY AN ENERGY STAR® CERTIFIED HOME...

- 01** *SMART INVESTMENT:* ENERGY STAR® is becoming a must have for discerning homebuyers - every home will receive an official ENERGY STAR® certificate.
- 02** *SAVE ENERGY:* An ENERGY STAR® home uses up to 20% less energy.
- 03** *SAVE MONEY:* Using less energy means you save money on utility bills.
- 04** *SAVE THE ENVIRONMENT:* ENERGY STAR® qualified homes generate less greenhouse gas emissions than traditional homes built to standard building code.
- 05** *COMFORT:* Advanced construction practices, better fresh air control and additional insulation means your ENERGY STAR® qualified home is more comfortable, quieter and fresh.
- 06** *PEACE OF MIND:* With rigorous performance tests and inspections by third-party consultants, an ENERGY STAR® home is your proof of an energy efficient home.
- 07** *TRUSTED BRAND:* Homes must be built by an ENERGY STAR® qualified builder and meet technical specifications for energy efficiency and quality construction developed by the Government of Canada.




“ ABOUT
20%
 MORE ENERGY EFFICIENT THAN
 A TYPICAL HOME*
*When compared to non ENERGY STAR® rated homes. ”

With a relentless focus on energy efficiency and cutting-edge technology, our ENERGY STAR® certified homes offer a harmonious blend of comfort, cost savings, and eco-conscious living. By adhering to strict guidelines and industry-leading standards, we ensure that each home we build reduces greenhouse gas emissions and conserves precious resources. Embrace a greener lifestyle with ARISTA Homes and experience the joy of living in a home that not only enhances your well-being but also leaves a positive impact on the planet. Welcome to a brighter, more sustainable future.



ENERGY STAR® HOME FEATURES AND ACTUAL BENEFITS MAY VARY PER HOME AND ARE SUBJECT TO CHANGE WITHOUT NOTICE, E. & O.E. POTENTIAL BENEFITS OUTLINED ARE AS PER NATURAL RESOURCES CANADA WEBSITE. FOR MORE INFORMATION PLEASE VISIT: [HTTPS://NATURAL-RESOURCES.CANADA.CA/ENERGY-EFFICIENCY/ENERGY-STAR-CANADA/ENERGY-STAR-FOR-NEW-HOMES/ENERGY-STARR-CERTIFIED-HOMES/5057](https://natural-resources.canada.ca/energy-efficiency/energy-star-canada/energy-star-for-new-homes/energy-starr-certified-homes/5057)



A



TIMELESS HOME DESIGNS

30'
SINGLES

38'
SINGLES

40'
SINGLES





THE ST. JAMES

ELEV. A / 2140 SQ. FT.
ELEV. B / 2130 SQ. FT.
ELEV. C / 2130 SQ. FT.



ELEVATION A / 2140 SQ. FT.



ELEVATION B / 2130 SQ. FT.



ELEVATION C / 2130 SQ. FT.



30'
SINGLES

30'
SINGLES

THE ST. JAMES



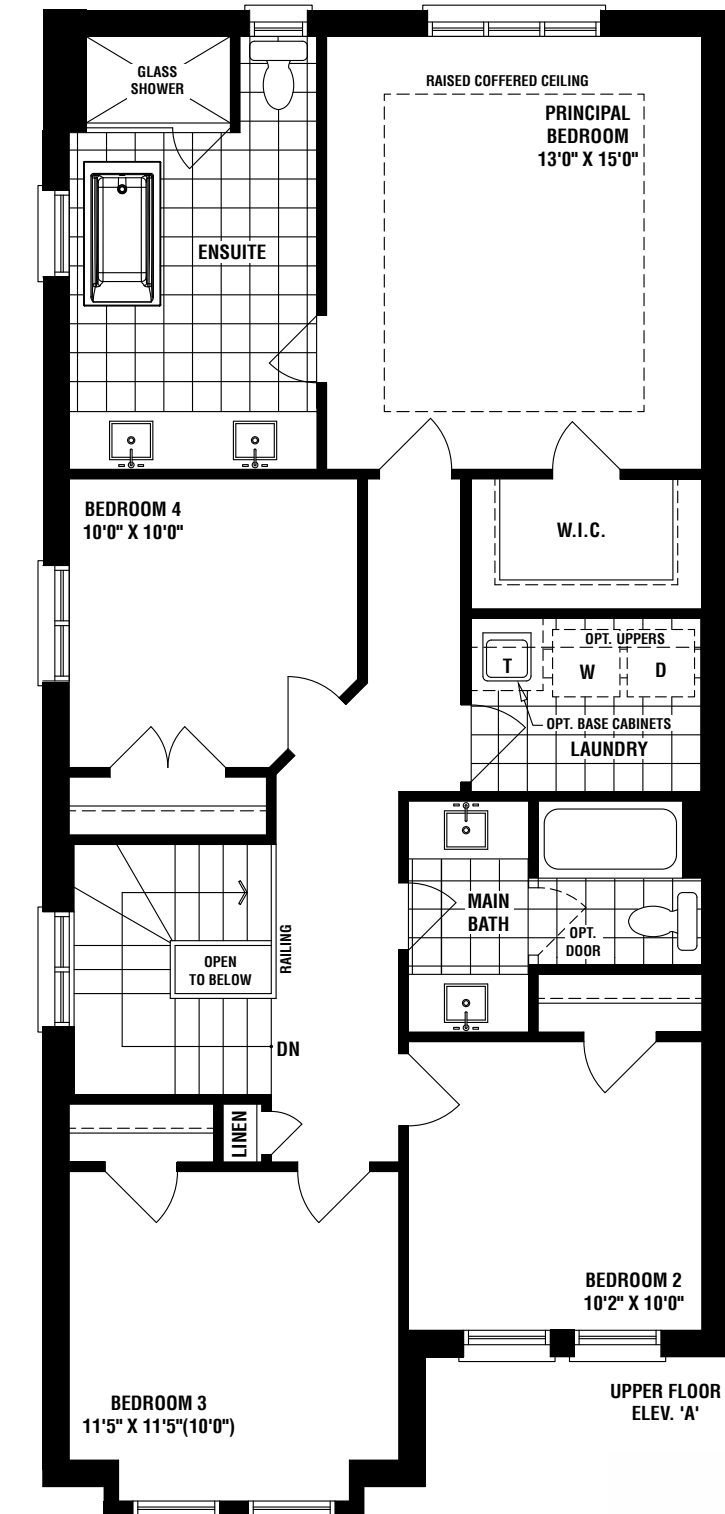
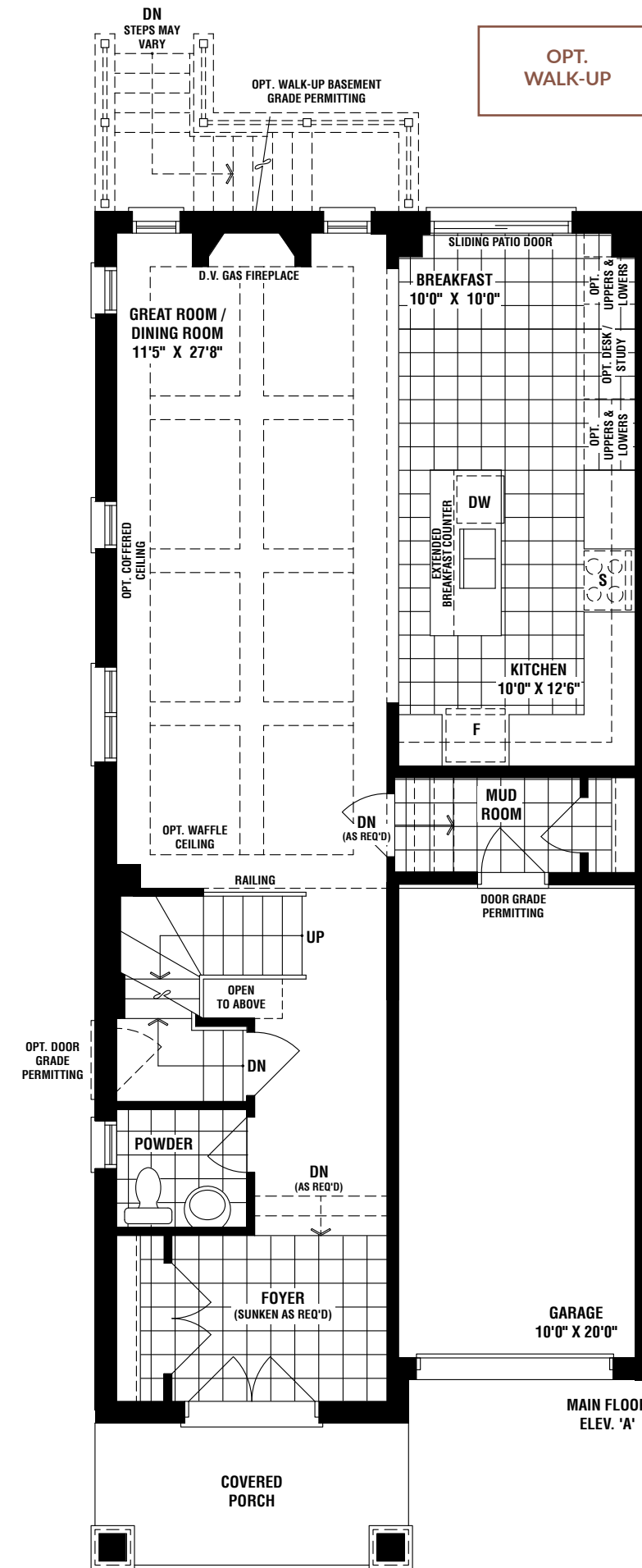
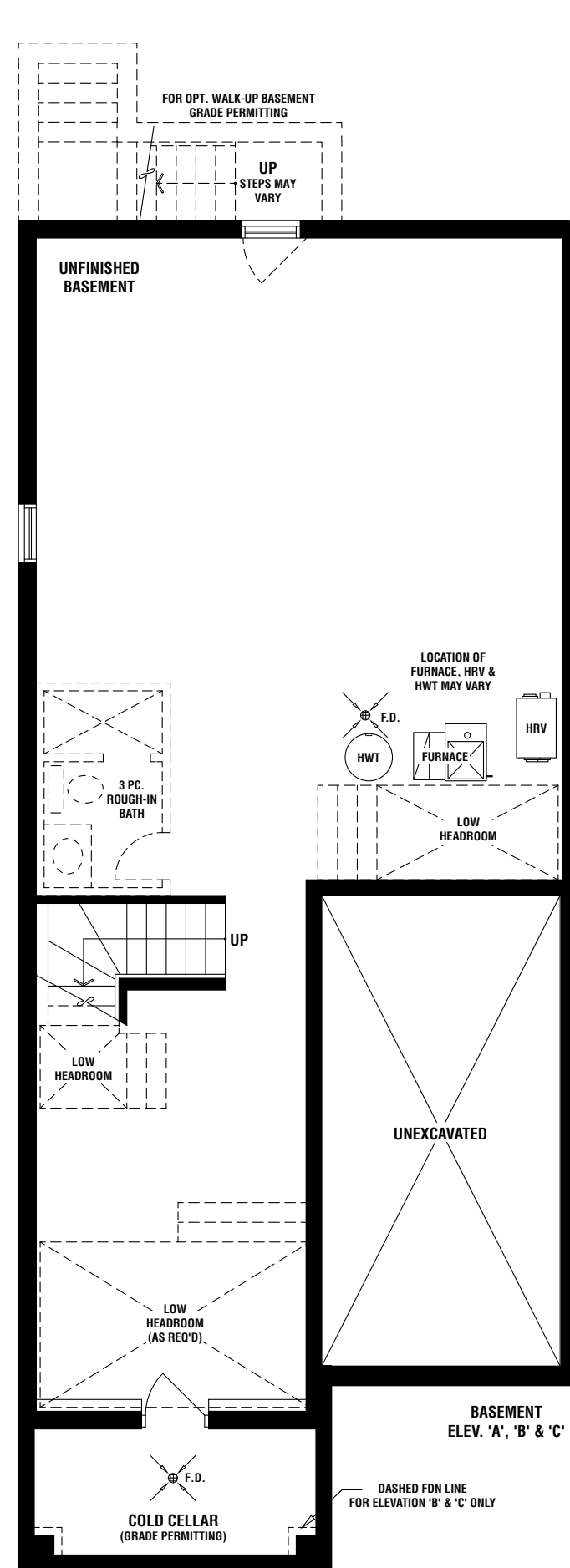
ELEVATION A / 2140 SQ. FT.



ELEVATION B / 2130 SQ. FT.



ELEVATION C / 2130 SQ. FT.



The floor plans and elevations shown are pre-construction plans and may be revised or improved as necessitated by architectural controls and the construction process. The measurements adhere to the rules and regulations of the TARIION Warranty Corporation's official method for the calculation of floor area. Actual usable floor space and room dimensions may vary from the stated floor area. Railings on front porch only where required by O.B.C. Locations of furnace, hot water tank, HRV, sump pump (if applicable), posts and beams may vary and are to be determined by Vendor and Architect. Purchasers shall be deemed to accept the same. All images and renderings are artist concept only and subject to change. Side windows only if siting permits. E. & O. E. 3001

THE INVERNESS

ELEV. A / 2555 SQ. FT.
ELEV. B / 2570 SQ. FT.
ELEV. C / 2565 SQ. FT.

30'
SINGLES

ELEVATION A / 2555 SQ. FT.



ELEVATION B / 2570 SQ. FT.



ELEVATION C / 2565 SQ. FT.

30'
SINGLES

THE INVERNESS



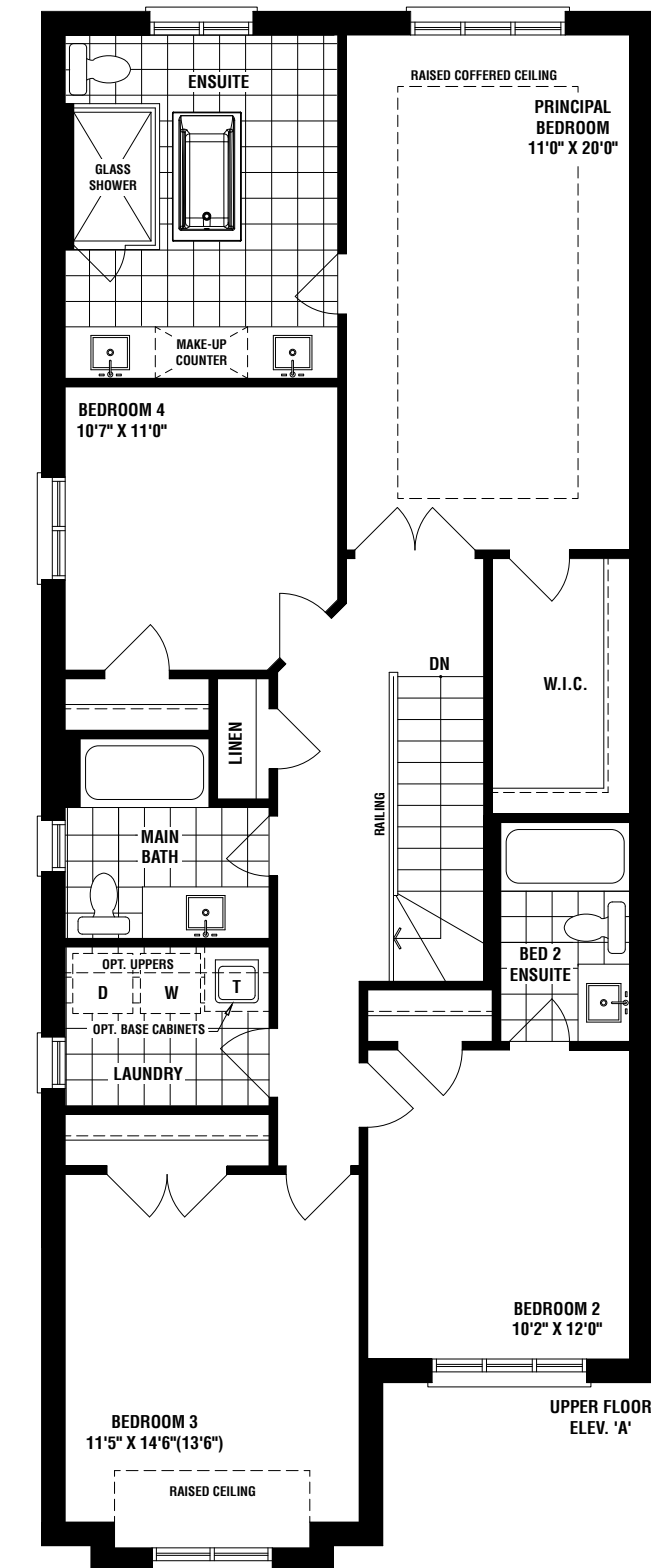
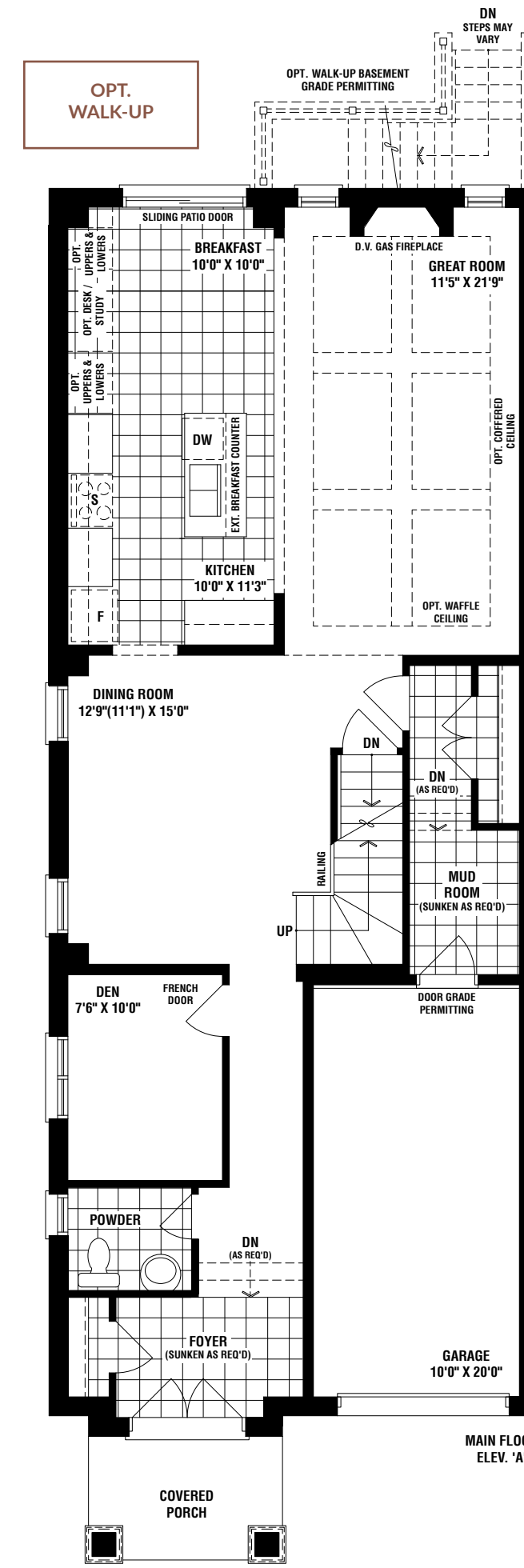
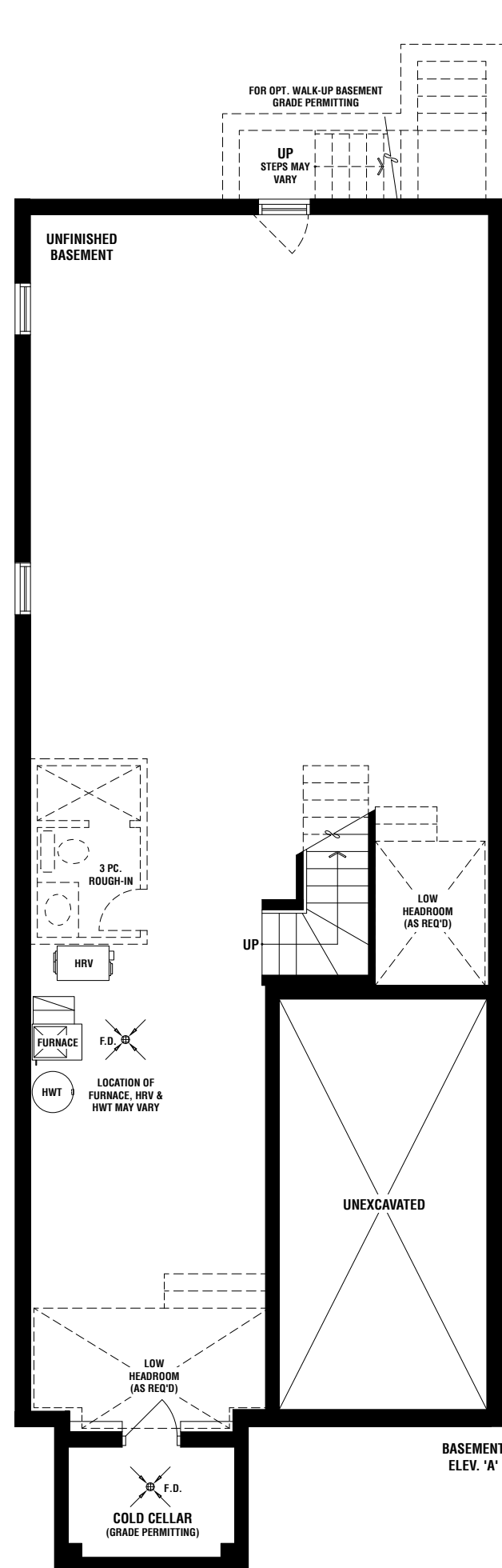
ELEVATION A / 2555 SQ. FT.



ELEVATION B / 2570 SQ. FT.



ELEVATION C / 2565 SQ. FT.



The floor plans and elevations shown are pre-construction plans and may be revised or improved as necessitated by architectural controls and the construction process. The measurements adhere to the rules and regulations of the TARIION Warranty Corporation's official method for the calculation of floor area. Actual usable floor space and room dimensions may vary from the stated floor area. Railings on front porch only where required by O.B.C. Locations of furnace, hot water tank, HRV, sump pump (if applicable), posts and beams may vary and are to be determined by Vendor and Architect. Purchasers shall be deemed to accept the same. All images and renderings are artist concept only and subject to change. Side windows only if siting permits. E. & O. E. 3002

THE CHESTER

ELEV. A / 2905 SQ. FT.
ELEV. B / 2895 SQ. FT.
ELEV. C / 2895 SQ. FT.

30'
SINGLES



ELEVATION C / 2895 SQ. FT.



ELEVATION A / 2905 SQ. FT.



ELEVATION B / 2895 SQ. FT.

30'
SINGLES

THE CHESTER



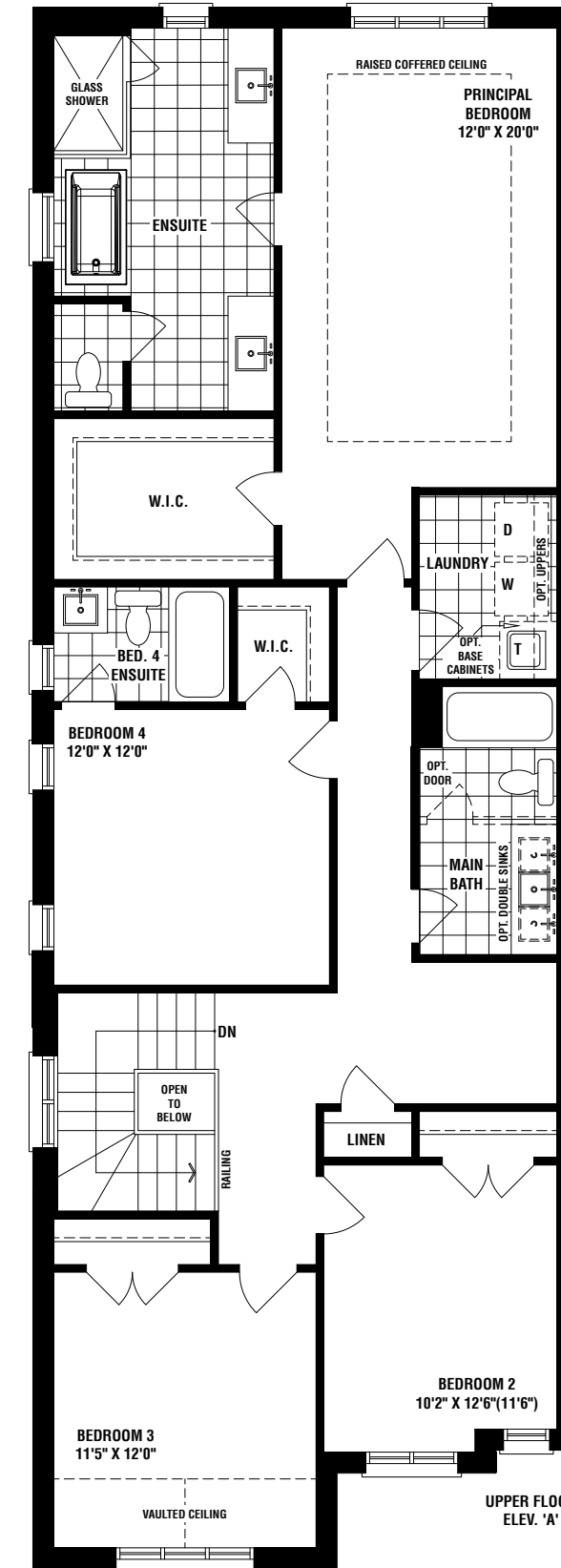
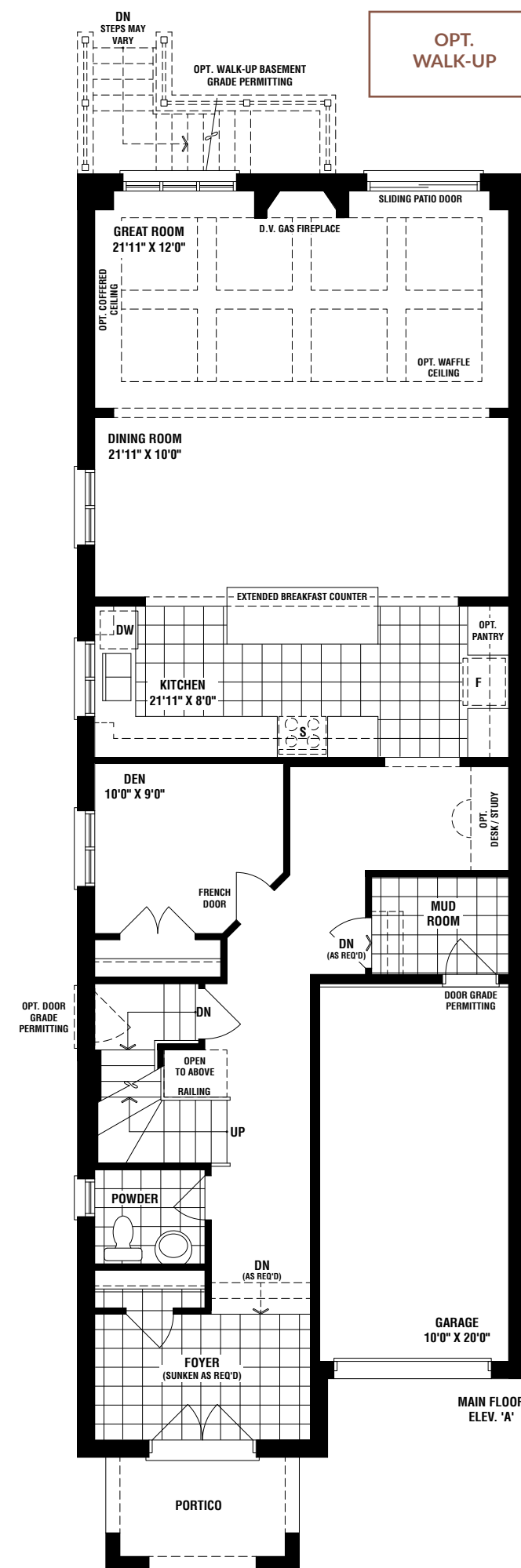
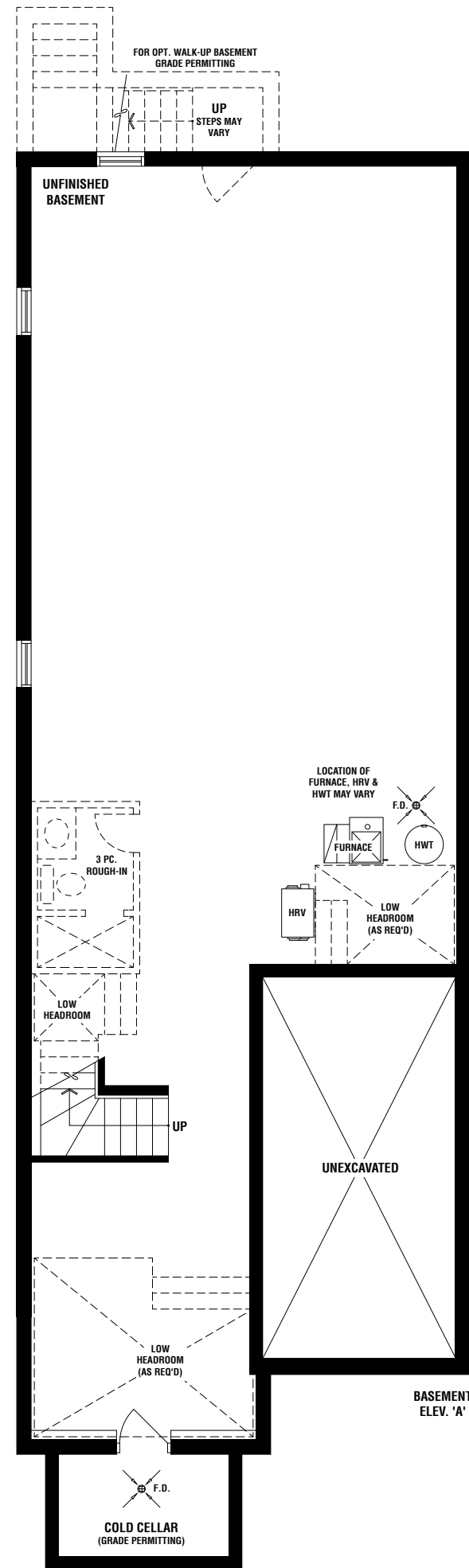
ELEVATION A / 2905 SQ. FT.



ELEVATION B / 2895 SQ. FT.



ELEVATION C / 2895 SQ. FT.



The floor plans and elevations shown are pre-construction plans and may be revised or improved as necessitated by architectural controls and the construction process. The measurements adhere to the rules and regulations of the TARION Warranty Corporation's official method for the calculation of floor area. Actual usable floor space and room dimensions may vary from the stated floor area. Railings on front porch only where required by O.B.C. Locations of furnace, hot water tank, HRV, sump pump (if applicable), posts and beams may vary and are to be determined by Vendor and Architect. Purchasers shall be deemed to accept the same. All images and renderings are artist concept only and subject to change. Side windows only if siting permits. E. & O. E. 3003

THE DUBLIN

ELEV. A / 2815 SQ. FT.
ELEV. B / 2815 SQ. FT.
ELEV. C / 2830 SQ. FT.

38'
SINGLES

ELEVATION B / 2815 SQ. FT.



ELEVATION A / 2815 SQ. FT.



ELEVATION C / 2830 SQ. FT.

38'
SINGLES

THE DUBLIN



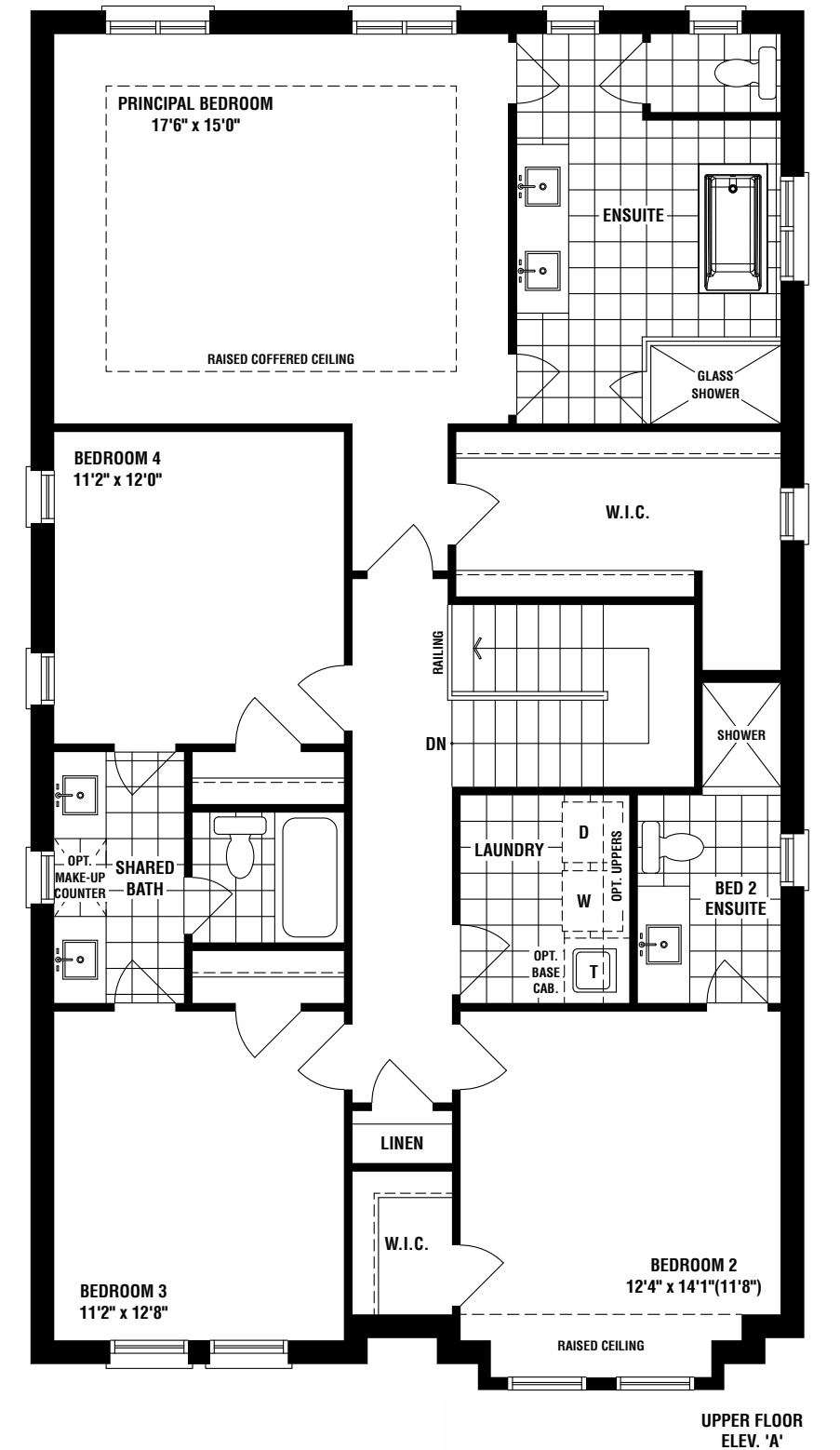
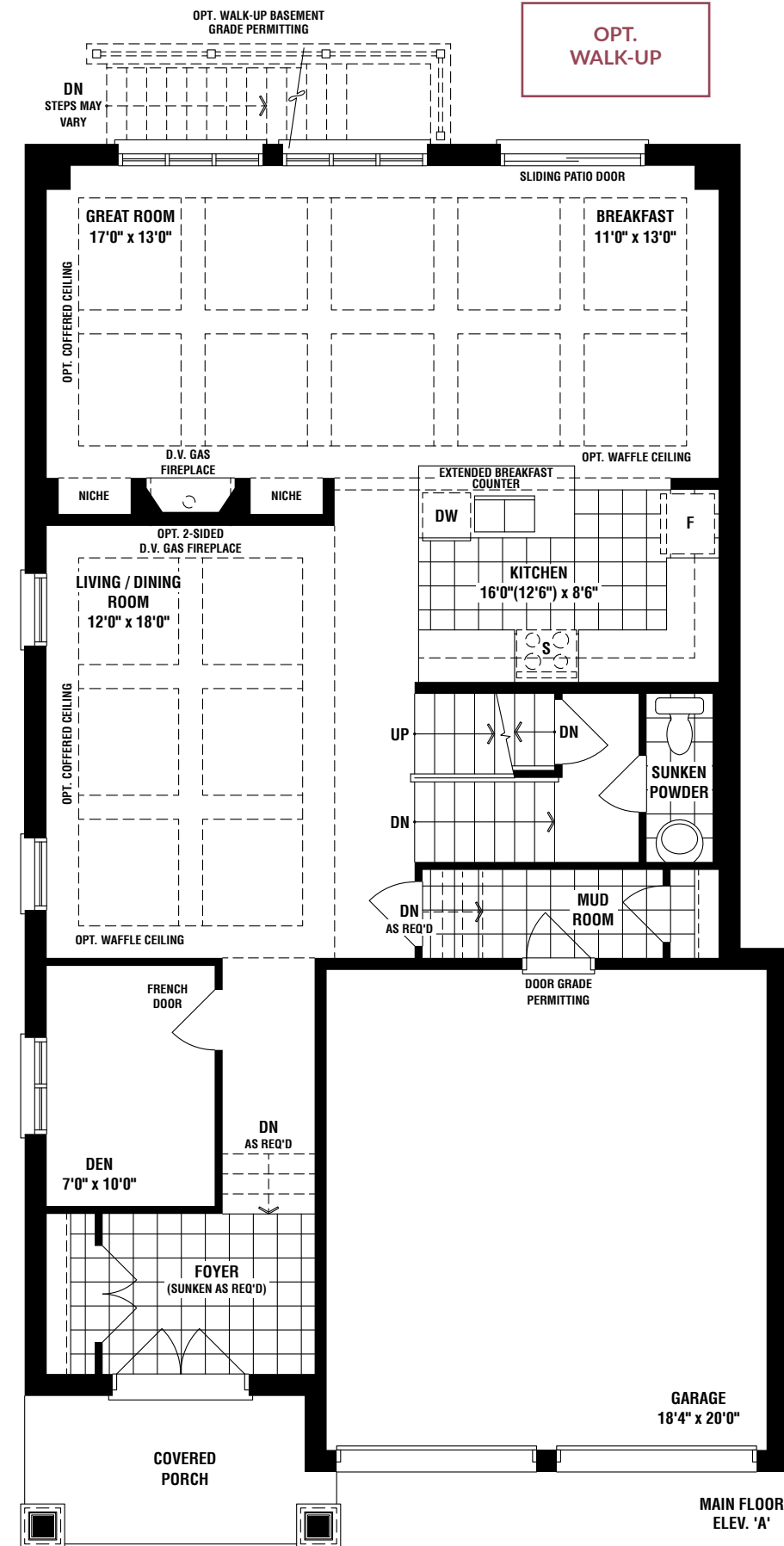
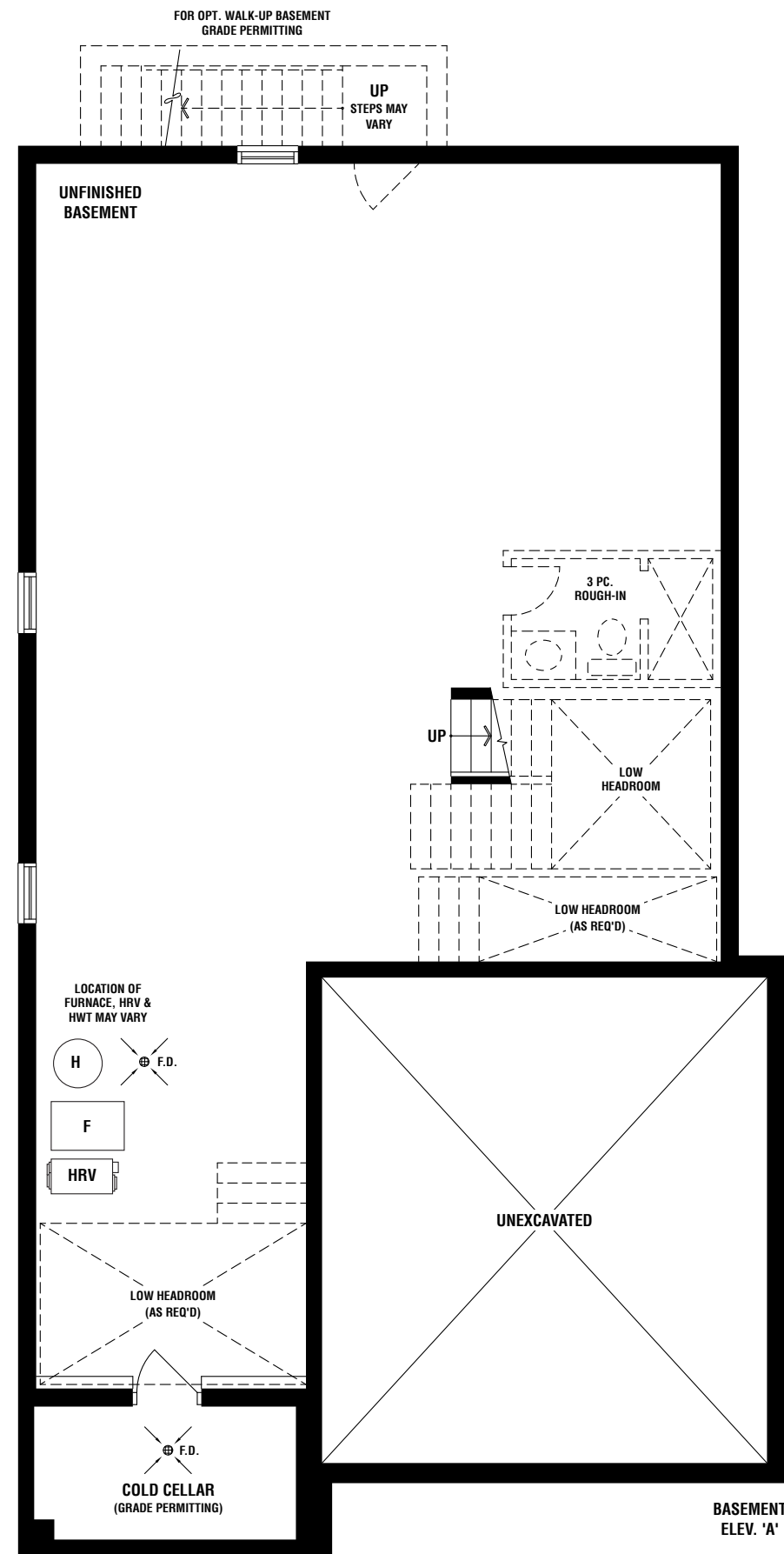
ELEVATION A / 2815 SQ. FT.



ELEVATION B / 2815 SQ. FT.



ELEVATION C / 2830 SQ. FT.



The floor plans and elevations shown are pre-construction plans and may be revised or improved as necessitated by architectural controls and the construction process. The measurements adhere to the rules and regulations of the TARIION Warranty Corporation's official method for the calculation of floor area. Actual usable floor space and room dimensions may vary from the stated floor area. Railings on front porch only where required by O.B.C. Locations of furnace, hot water tank, HRV, sump pump (if applicable), posts and beams may vary and are to be determined by Vendor and Architect. Purchasers shall be deemed to accept the same. All images and renderings are artist concept only and subject to change. Side windows only if siting permits. E. & O. E. 3801



THE DOVER

ELEV. A / 3165 SQ. FT.
ELEV. B / 3145 SQ. FT.
ELEV. C / 3180 SQ. FT.

38'
SINGLES

ELEVATION A / 3165 SQ. FT.



ELEVATION B / 3145 SQ. FT.



ELEVATION C / 3180 SQ. FT.

38'
SINGLES

THE DOVER



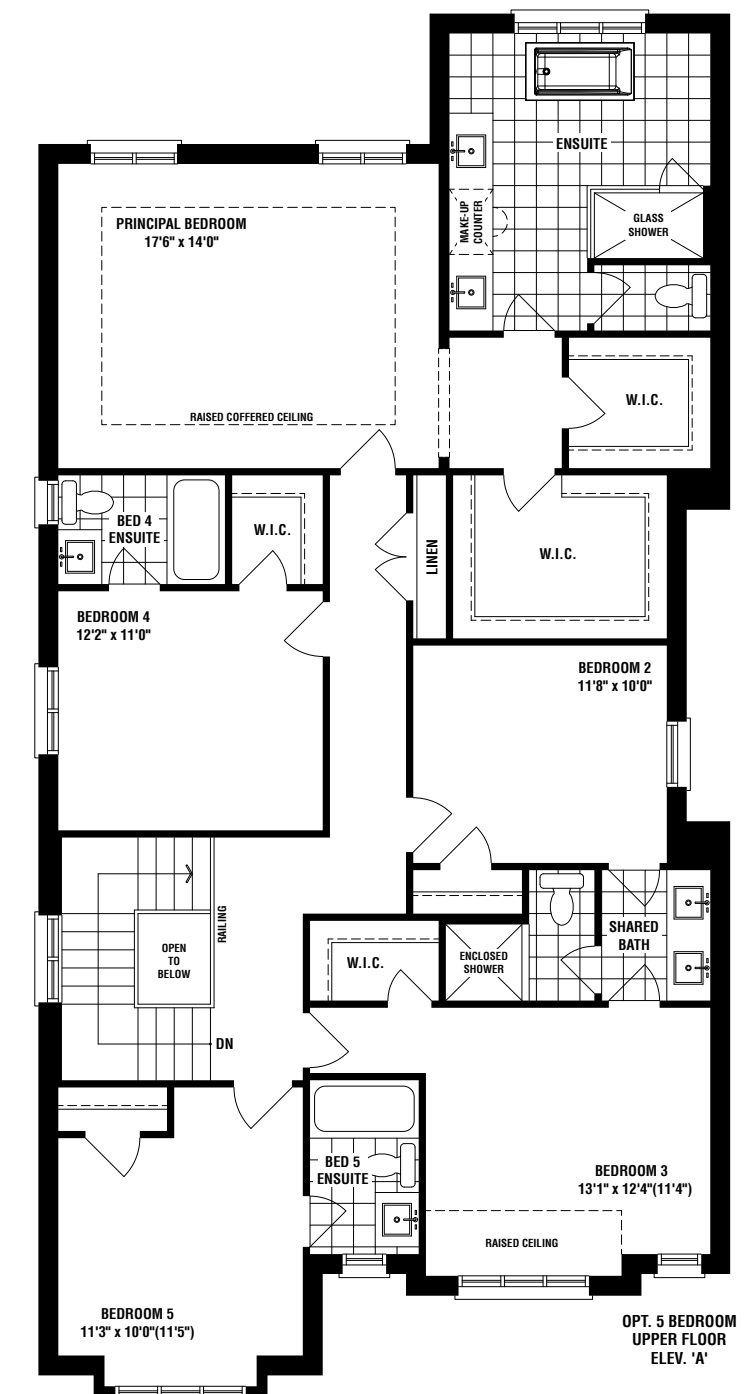
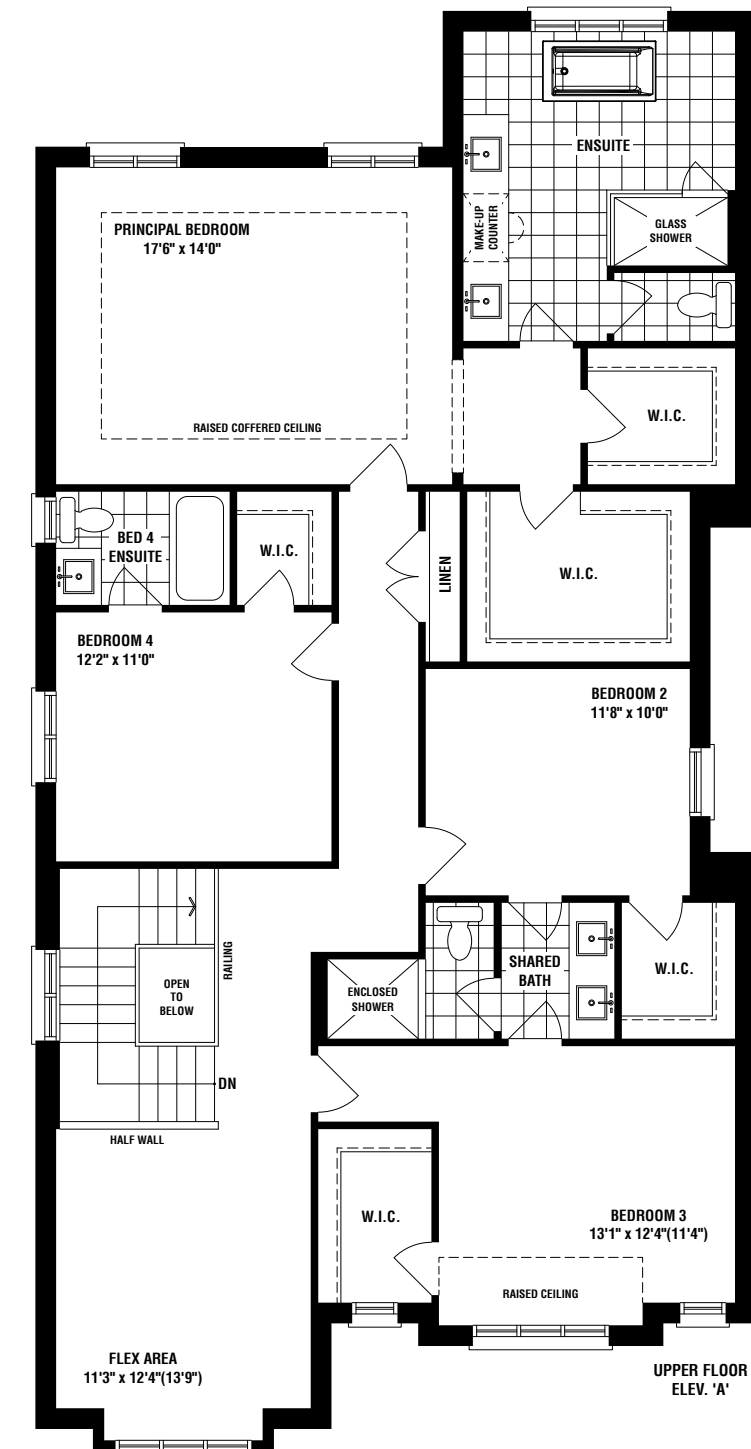
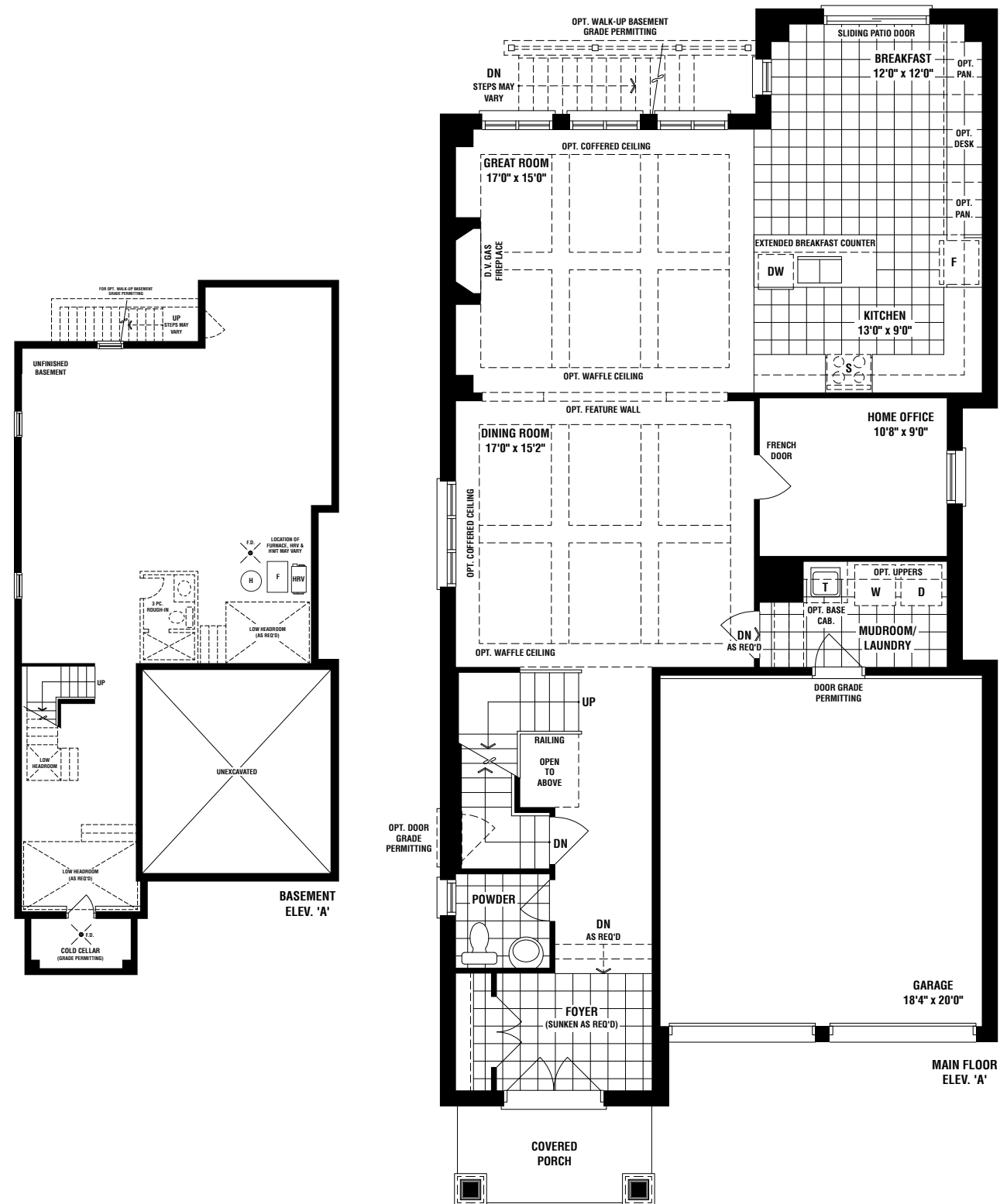
ELEVATION A / 3165 SQ. FT.



ELEVATION B / 3145 SQ. FT.



ELEVATION C / 3180 SQ. FT.



OPTIONAL
5 BEDROOM W/ ENSUITE
LAYOUT AVAILABLE

The floor plans and elevations shown are pre-construction plans and may be revised or improved as necessitated by architectural controls and the construction process. The measurements adhere to the rules and regulations of the TARIION Warranty Corporation's official method for the calculation of floor area. Actual usable floor space and room dimensions may vary from the stated floor area. Railings on front porch only where required by O.B.C. Locations of furnace, hot water tank, HRV, sump pump (if applicable), posts and beams may vary and are to be determined by Vendor and Architect. Purchasers shall be deemed to accept the same. All images and renderings are artist concept only and subject to change. Side windows only if siting permits. E. & O. E. 3802



THE LEEDS

ELEV. A / 3210 SQ. FT.
ELEV. B / 3220 SQ. FT.
ELEV. C / 3210 SQ. FT.

38'
SINGLES

ELEVATION A / 3210 SQ. FT.



ARTIST'S CONCEPT



ARTIST'S CONCEPT

ELEVATION C / 3210 SQ. FT.



ARTIST'S CONCEPT

ELEVATION B / 3220 SQ. FT.

38'
SINGLES

THE LEEDS



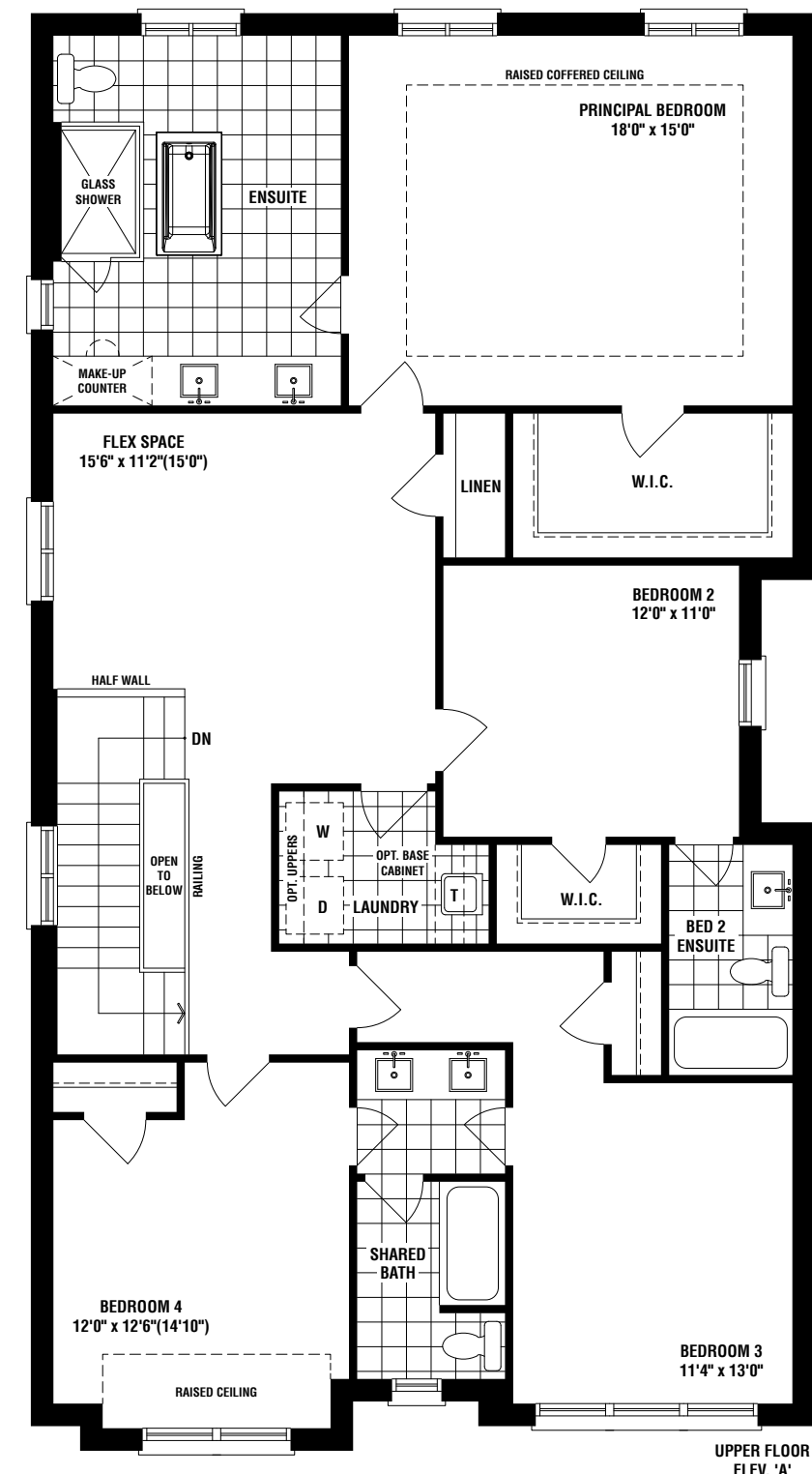
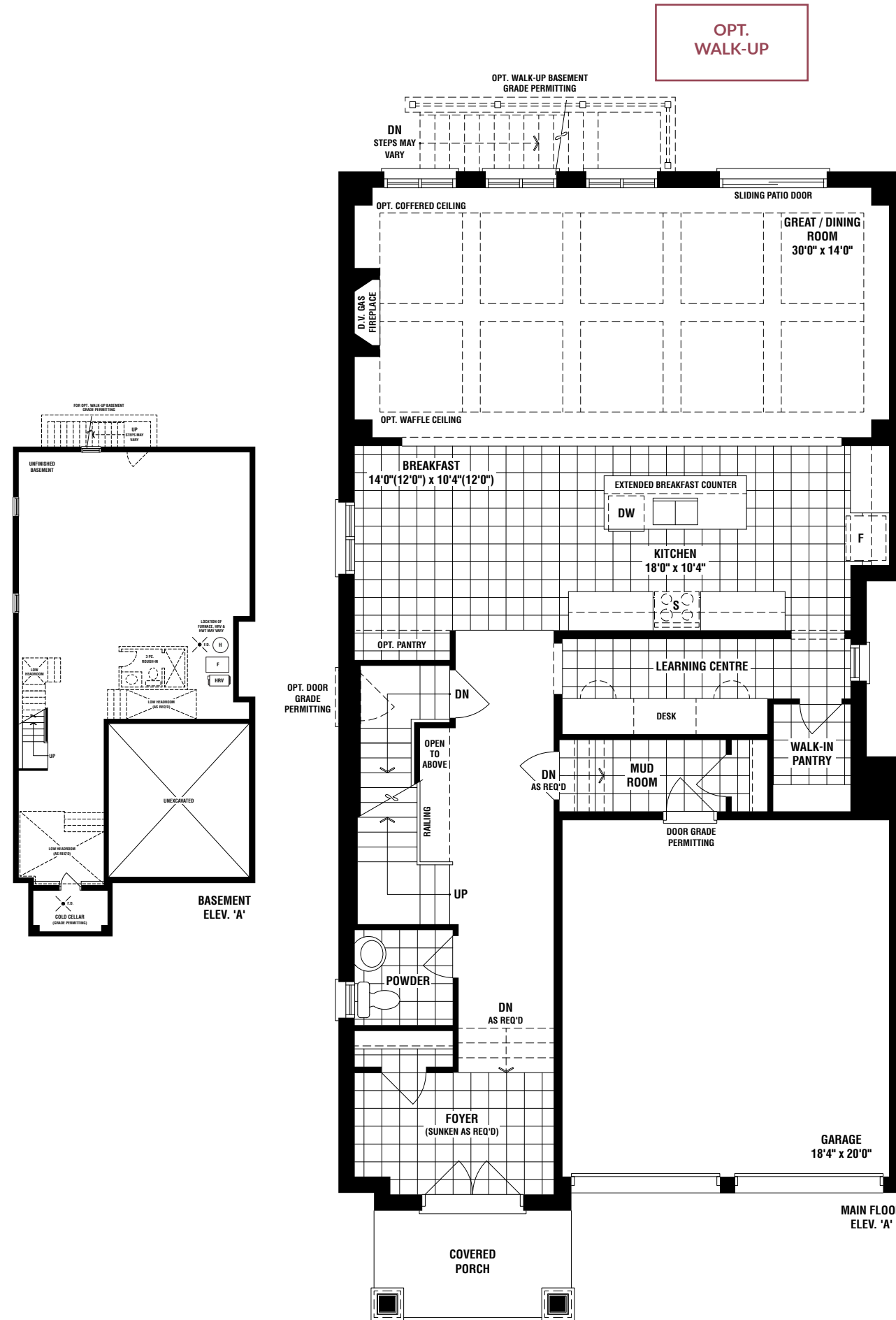
ELEVATION A / 3210 SQ. FT.



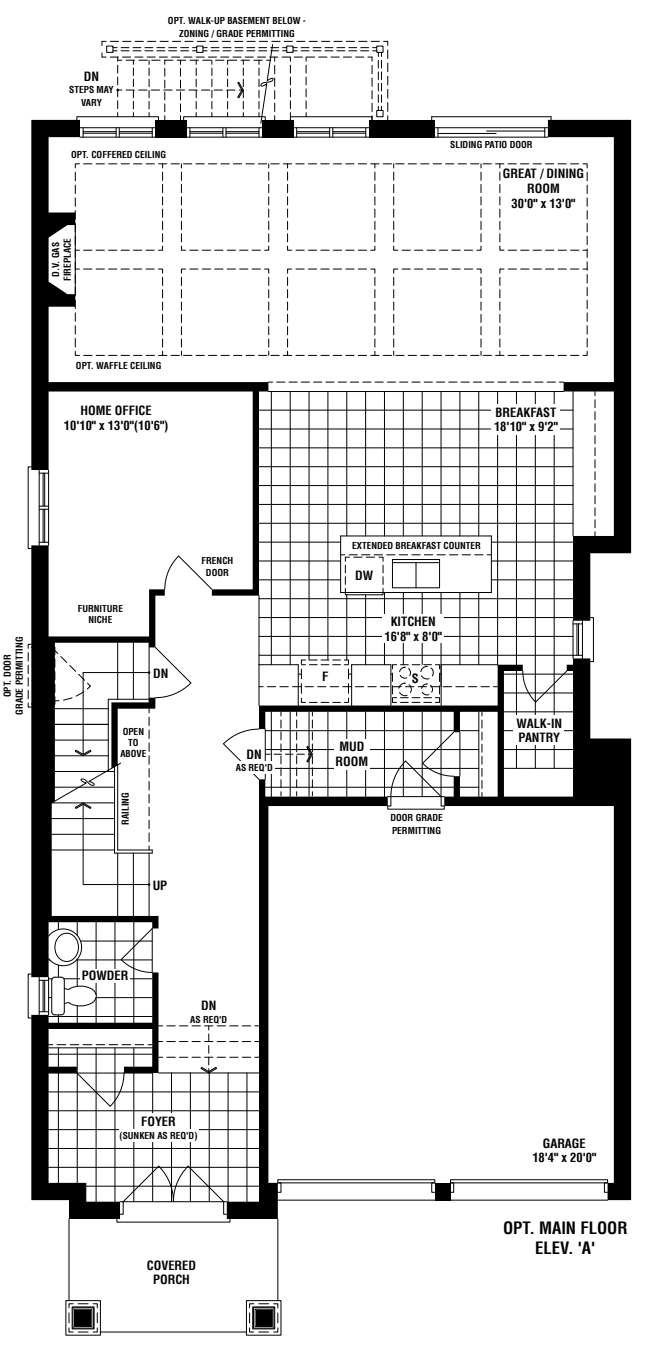
ELEVATION B / 3220 SQ. FT.



ELEVATION C / 3210 SQ. FT.



OPTIONAL 5 BEDROOM W/ ENSUITE LAYOUT AVAILABLE



OPTIONAL HOME OFFICE MAIN FLOOR LAYOUT AVAILABLE

The floor plans and elevations shown are pre-construction plans and may be revised or improved as necessitated by architectural controls and the construction process. The measurements adhere to the rules and regulations of the TARIION Warranty Corporation's official method for the calculation of floor area. Actual usable floor space and room dimensions may vary from the stated floor area. Railings on front porch only where required by O.B.C. Locations of furnace, hot water tank, HRV, sump pump (if applicable), posts and beams may vary and are to be determined by Vendor and Architect. Purchasers shall be deemed to accept the same. All images and renderings are artist concept only and subject to change. Side windows only if siting permits. E. & O. E. 3803



THE ABBEY

ELEV. A / 3365 SQ. FT.
ELEV. B / 3355 SQ. FT.
ELEV. C / 3355 SQ. FT.

38'
SINGLES

ELEVATION A / 3365 SQ. FT.



ELEVATION B / 3355 SQ. FT.



ELEVATION C / 3355 SQ. FT.

38'
SINGLES

THE ABBEY



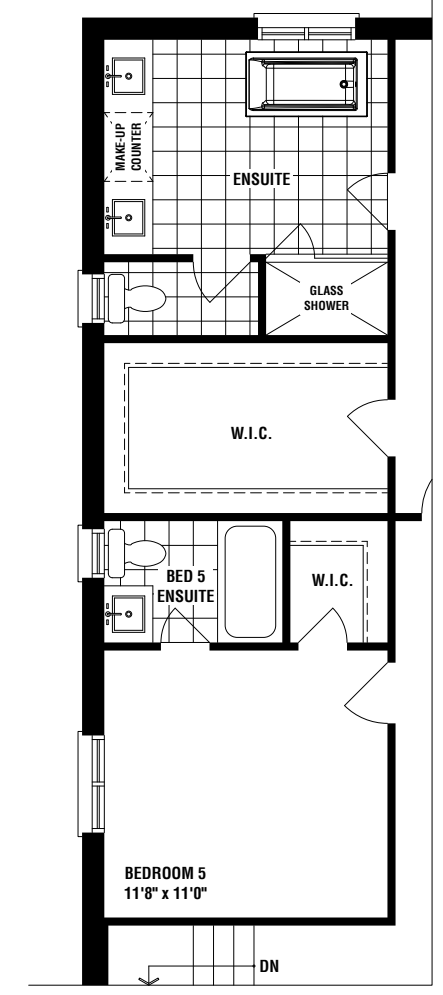
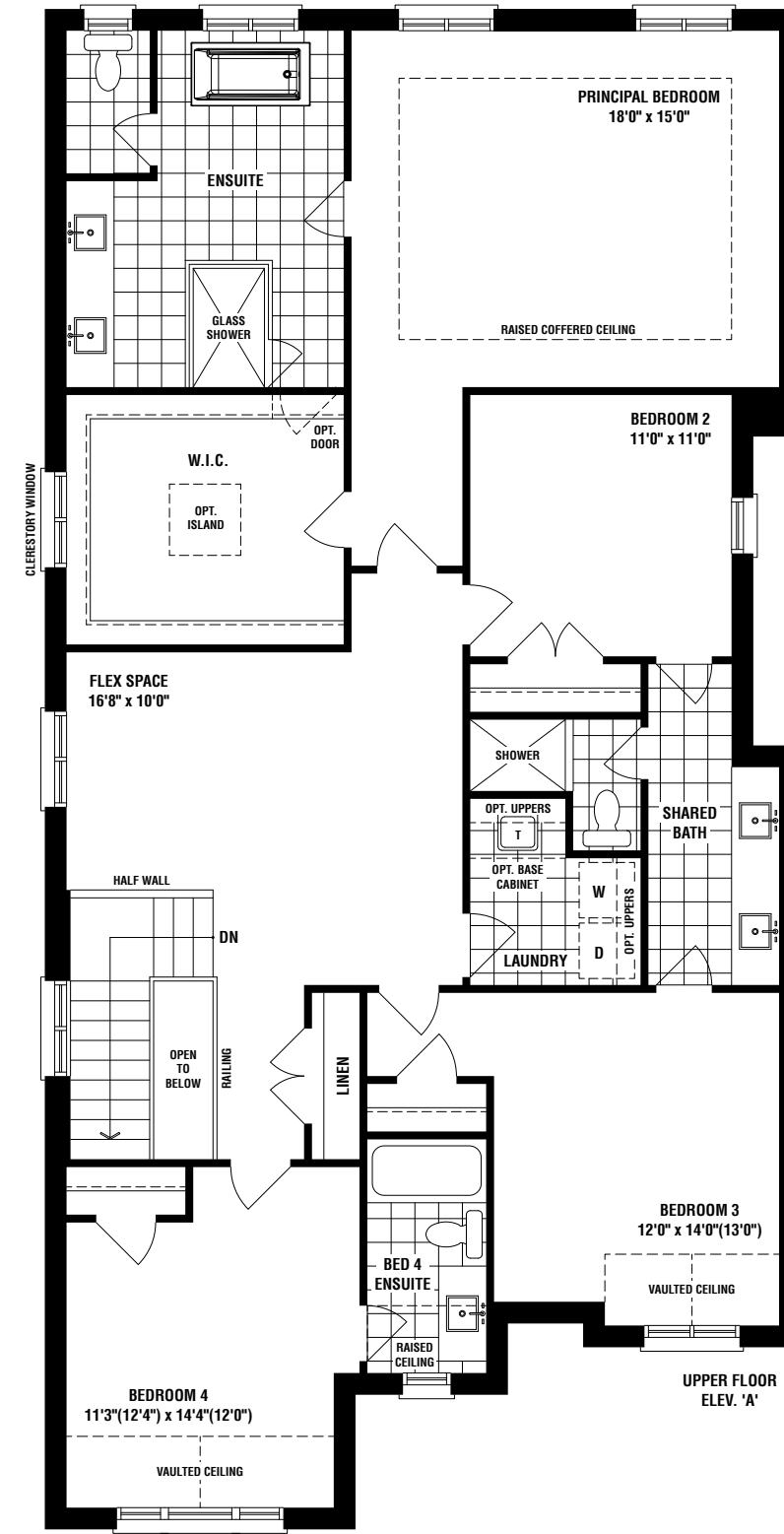
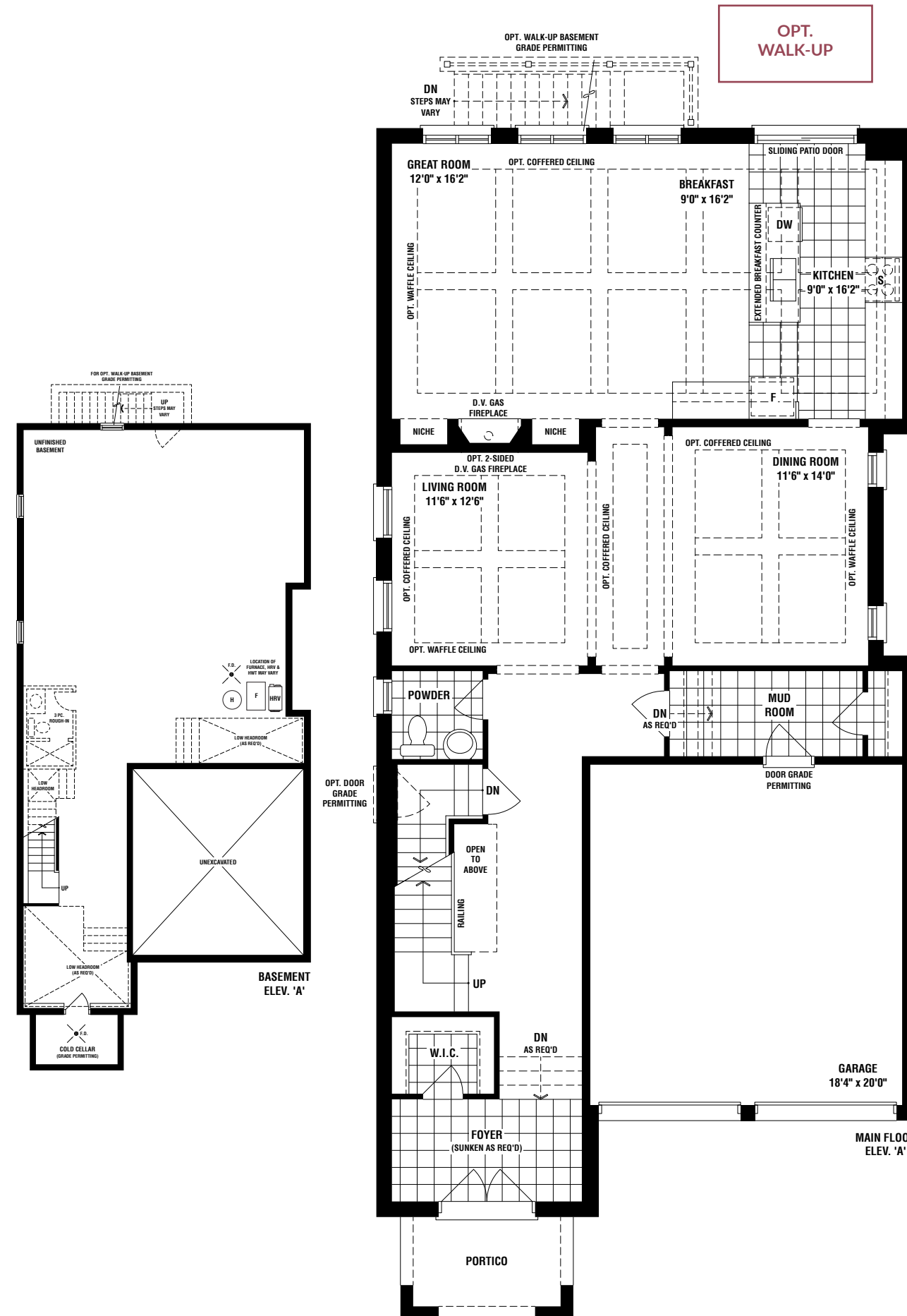
ELEVATION A / 3365 SQ. FT.



ELEVATION B / 3355 SQ. FT.



ELEVATION C / 3355 SQ. FT.



OPTIONAL
5 BEDROOM W/ ENSUITE
LAYOUT AVAILABLE

The floor plans and elevations shown are pre-construction plans and may be revised or improved as necessitated by architectural controls and the construction process. The measurements adhere to the rules and regulations of the TARION Warranty Corporation's official method for the calculation of floor area. Actual usable floor space and room dimensions may vary from the stated floor area. Railings on front porch only where required by O.B.C. Locations of furnace, hot water tank, HRV, sump pump (if applicable), posts and beams may vary and are to be determined by Vendor and Architect. Purchasers shall be deemed to accept the same. All images and renderings are artist concept only and subject to change. Side windows only if siting permits. E. & O. E. 3804

THE BALMORAL

ELEV. A / 3265 SQ. FT.
ELEV. B / 3240 SQ. FT.
ELEV. C / 3265 SQ. FT.

40'
SINGLES

ELEVATION A / 3265 SQ. FT.



ELEVATION B / 3240 SQ. FT.



ELEVATION C / 3265 SQ. FT.

40'
SINGLES

THE BALMORAL



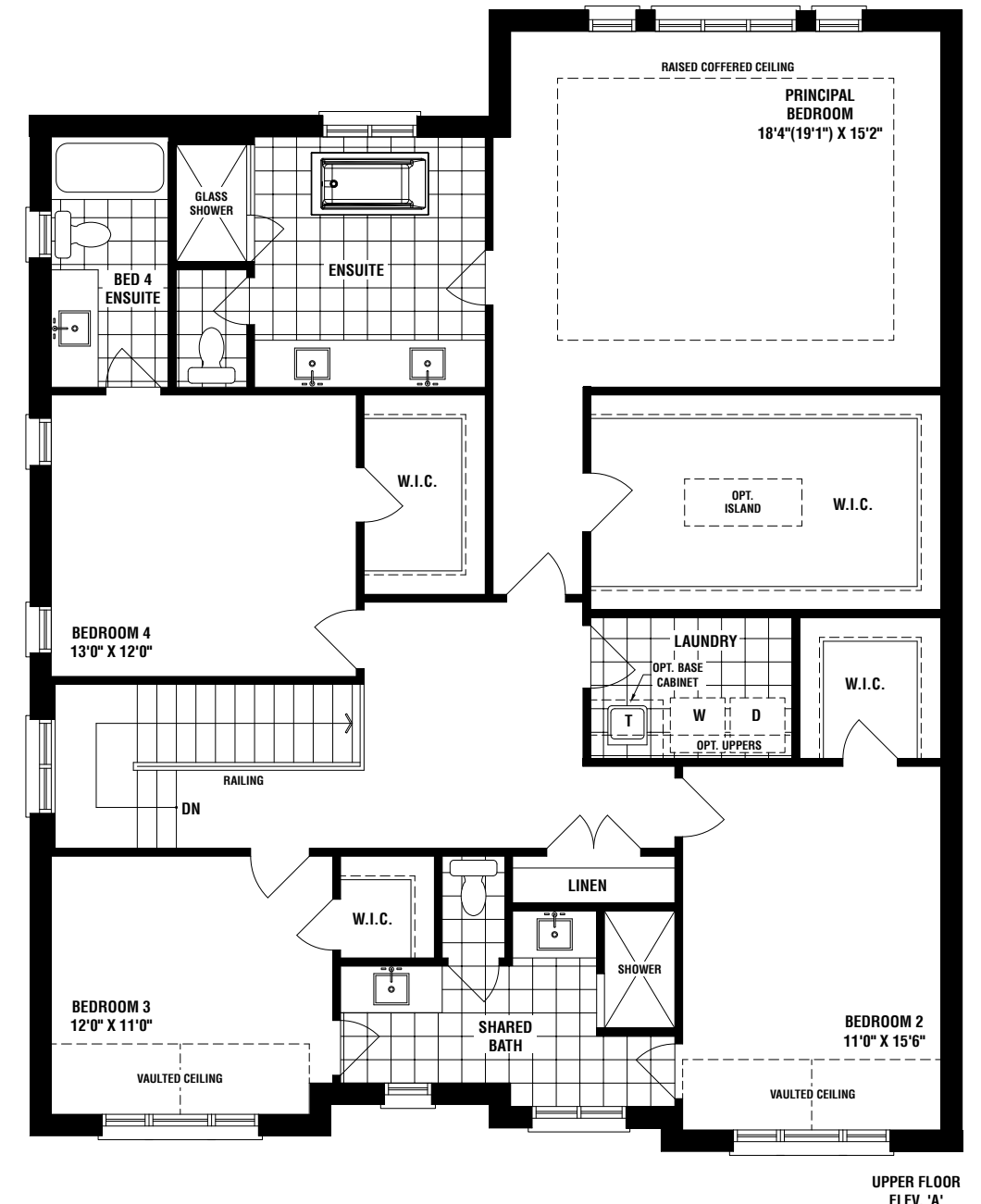
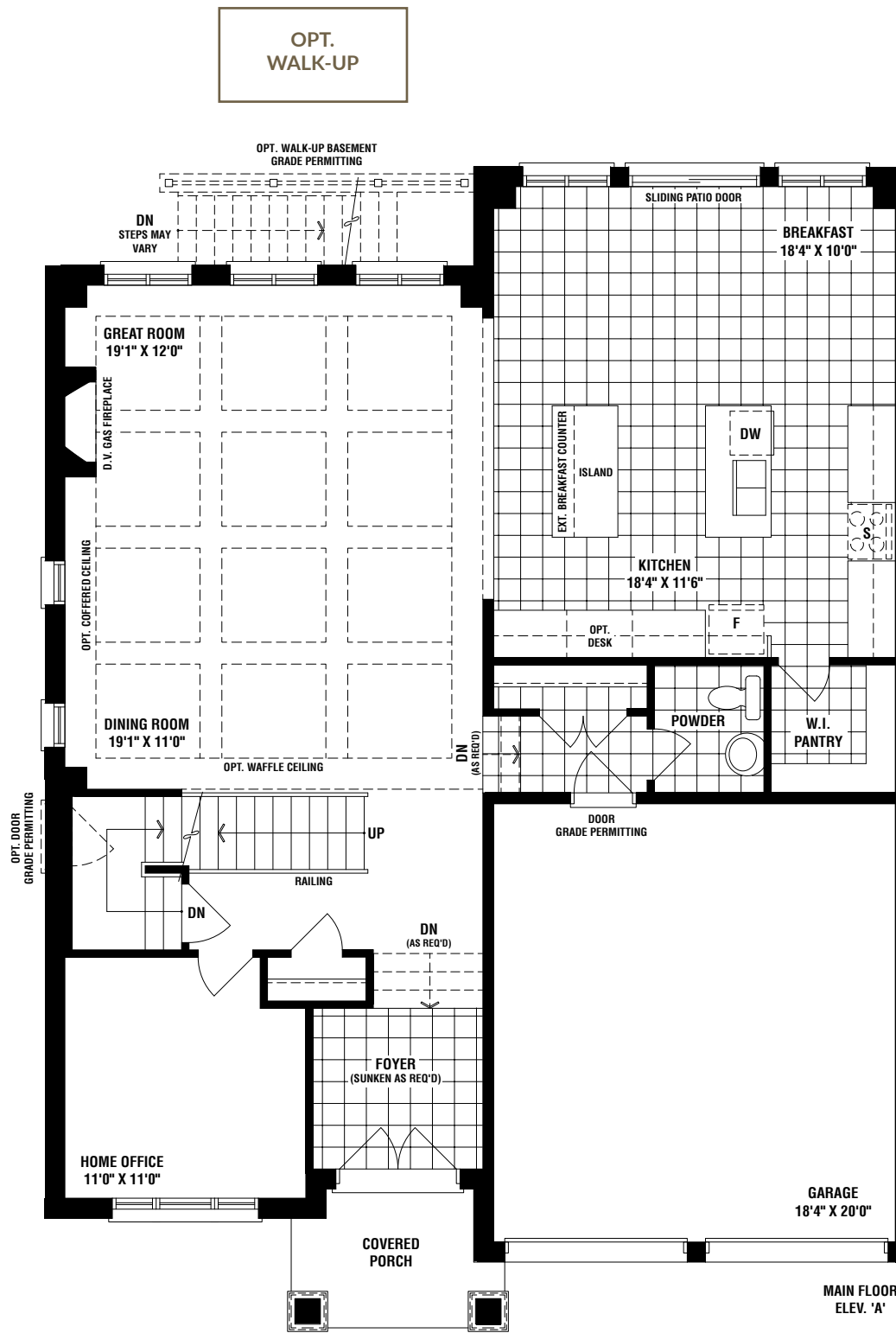
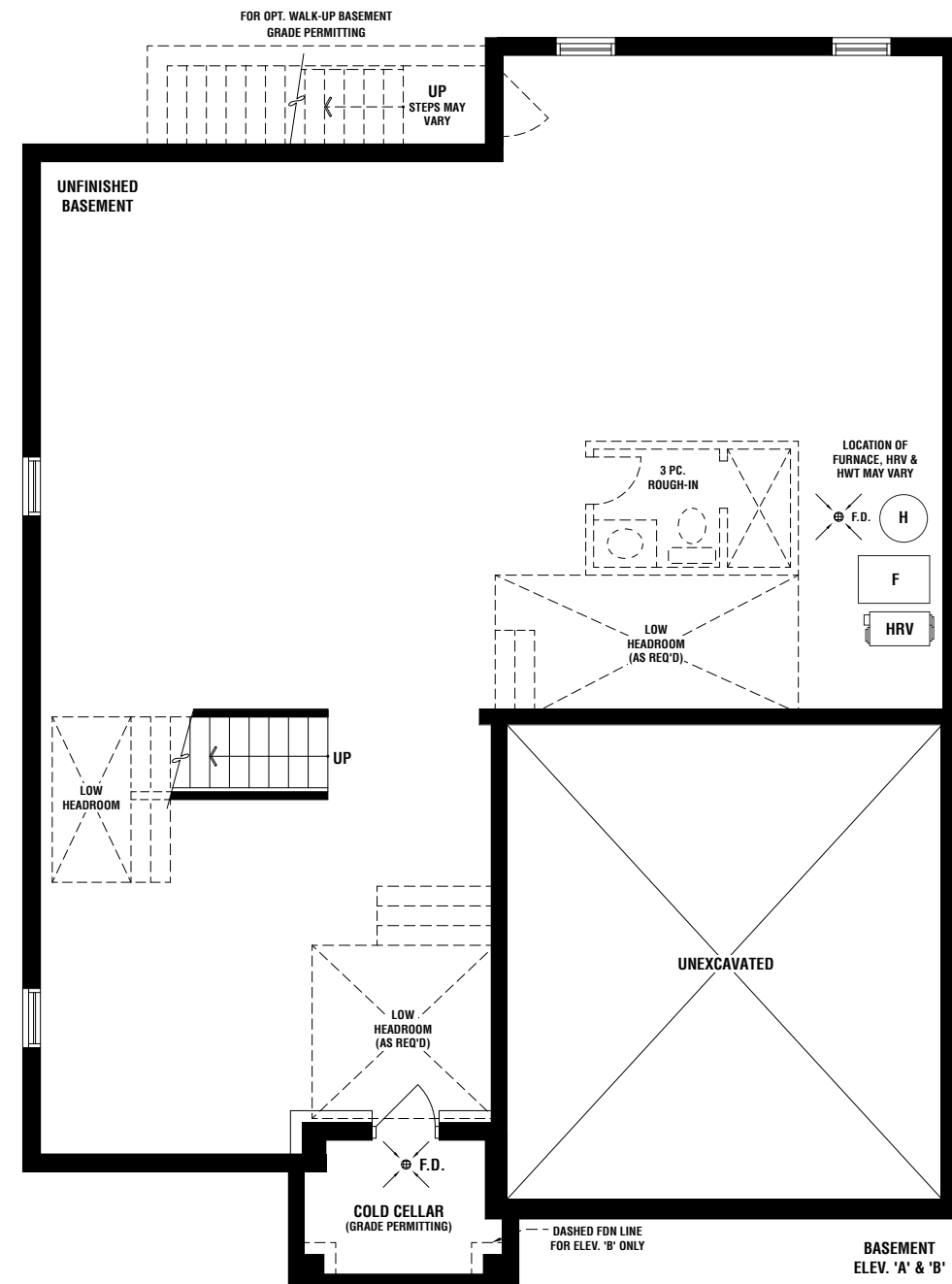
ELEVATION A / 3265 SQ. FT.



ELEVATION B / 3240 SQ. FT.



ELEVATION C / 3265 SQ. FT.



The floor plans and elevations shown are pre-construction plans and may be revised or improved as necessitated by architectural controls and the construction process. The measurements adhere to the rules and regulations of the TARIION Warranty Corporation's official method for the calculation of floor area. Actual usable floor space and room dimensions may vary from the stated floor area. Railings on front porch only where required by O.B.C. Locations of furnace, hot water tank, HRV, sump pump (if applicable), posts and beams may vary and are to be determined by Vendor and Architect. Purchasers shall be deemed to accept the same. All images and renderings are artist concept only and subject to change. Side windows only if siting permits. E. & O. E. 4001



THE WESTMINSTER

ELEV. A / 3660 SQ. FT.
ELEV. B / 3660 SQ. FT.
ELEV. C / 3660 SQ. FT.

40'
SINGLES

ELEVATION A / 3660 SQ. FT.



ELEVATION C / 3660 SQ. FT.



ELEVATION B / 3660 SQ. FT.

40'
SINGLES

THE WESTMINSTER



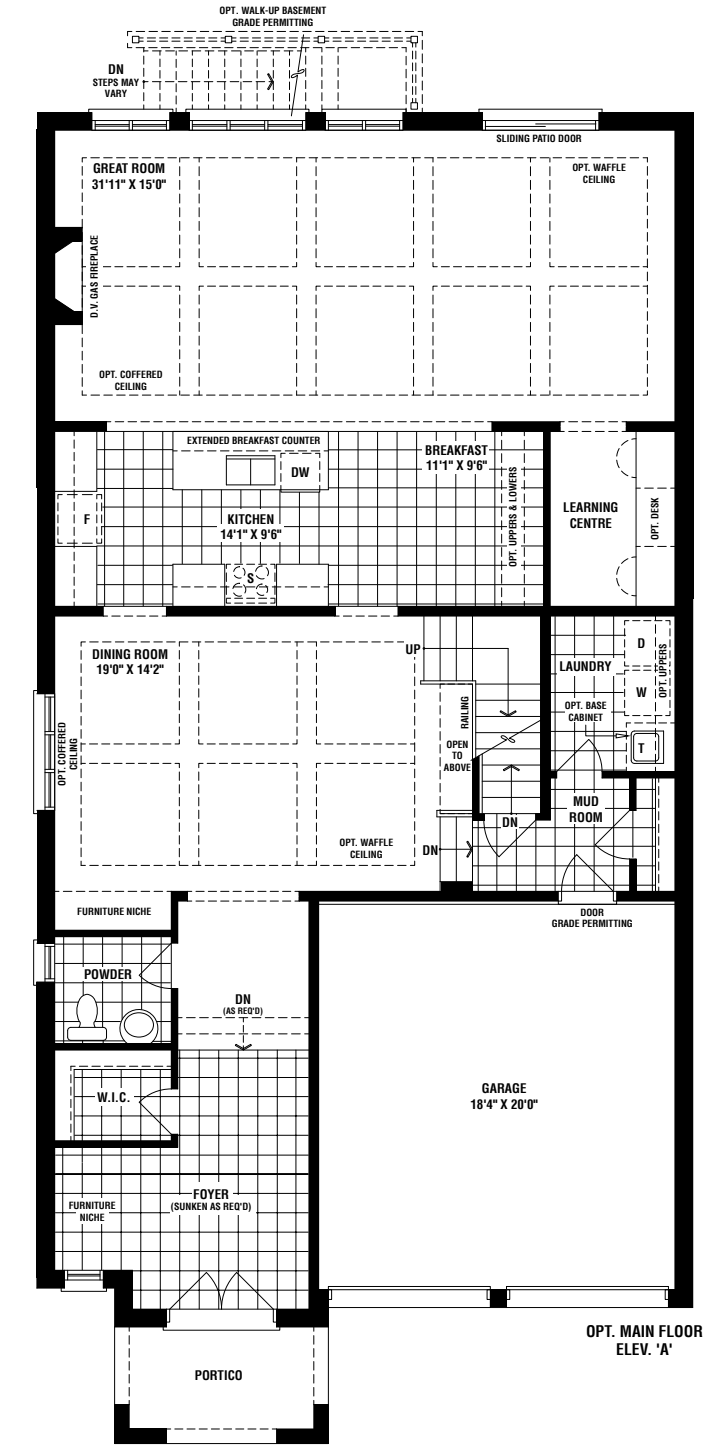
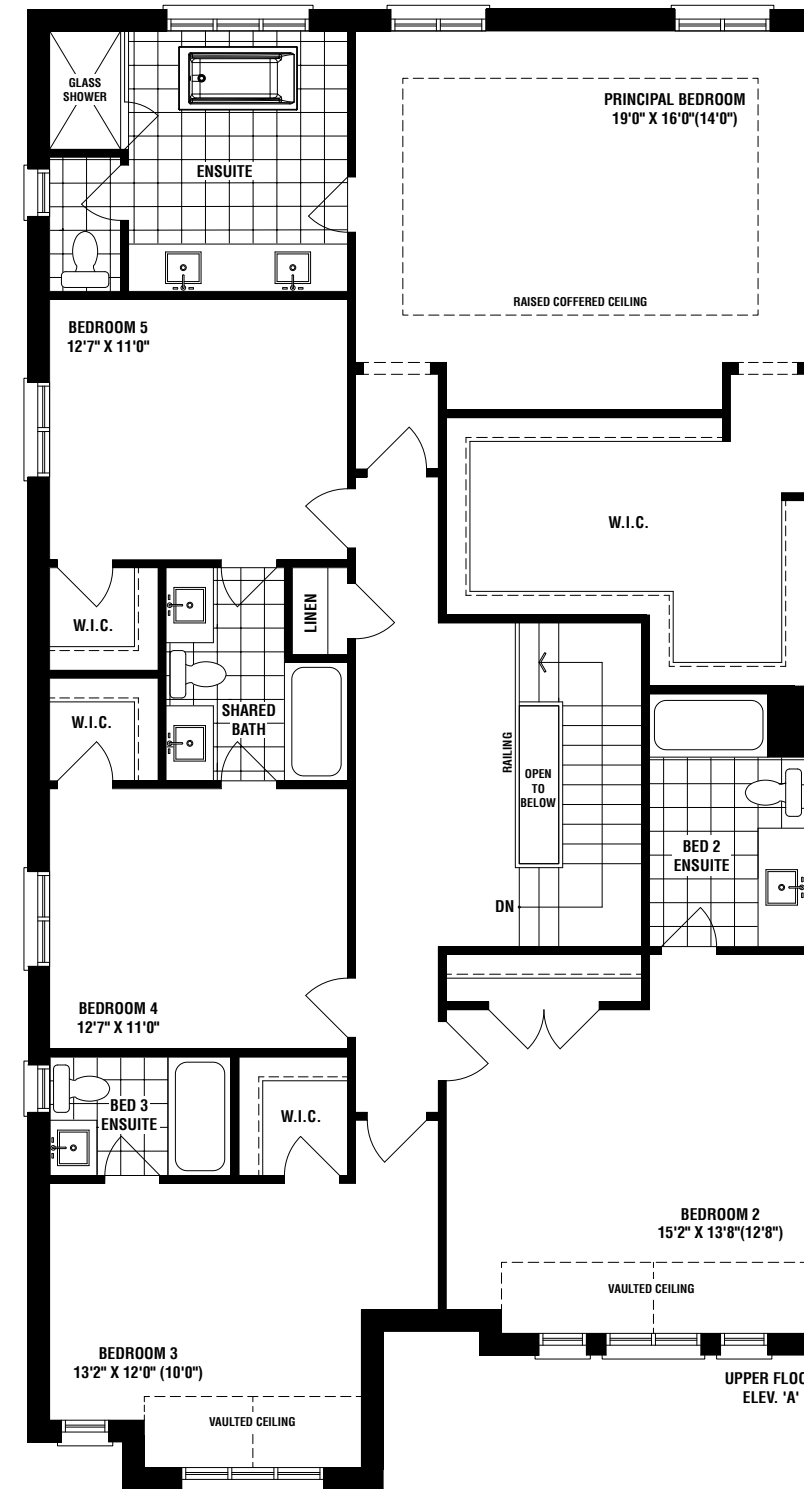
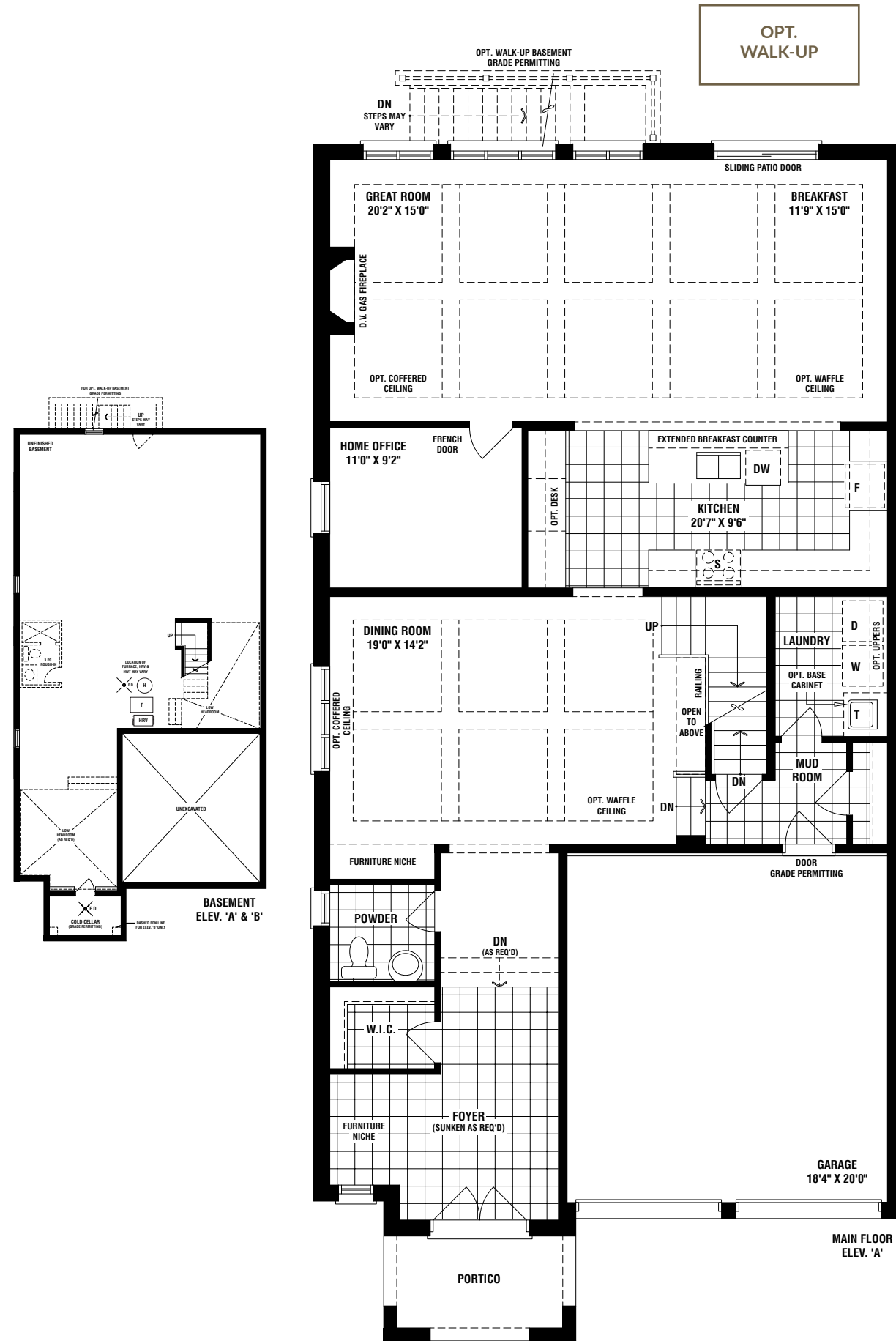
ELEVATION A / 3660 SQ. FT.



ELEVATION B / 3660 SQ. FT.



ELEVATION C / 3660 SQ. FT.



OPT. MAIN FLOOR LAYOUT WITH LEARNING CENTRE AVAILABLE

The floor plans and elevations shown are pre-construction plans and may be revised or improved as necessitated by architectural controls and the construction process. The measurements adhere to the rules and regulations of the TARION Warranty Corporation's official method for the calculation of floor area. Actual usable floor space and room dimensions may vary from the stated floor area. Railings on front porch only where required by O.B.C. Locations of furnace, hot water tank, HRV, sump pump (if applicable), posts and beams may vary and are to be determined by Vendor and Architect. Purchasers shall be deemed to accept the same. All images and renderings are artist concept only and subject to change. Side windows only if siting permits. E. & O. E. 4002



THE BUCKINGHAM

ELEV. A / 4050 SQ. FT.
ELEV. B / 4040 SQ. FT.
ELEV. C / 4050 SQ. FT.

40'
SINGLES

ELEVATION A / 4050 SQ. FT.



ELEVATION B / 4040 SQ. FT.



ELEVATION C / 4050 SQ. FT.

40'
SINGLES

THE BUCKINGHAM



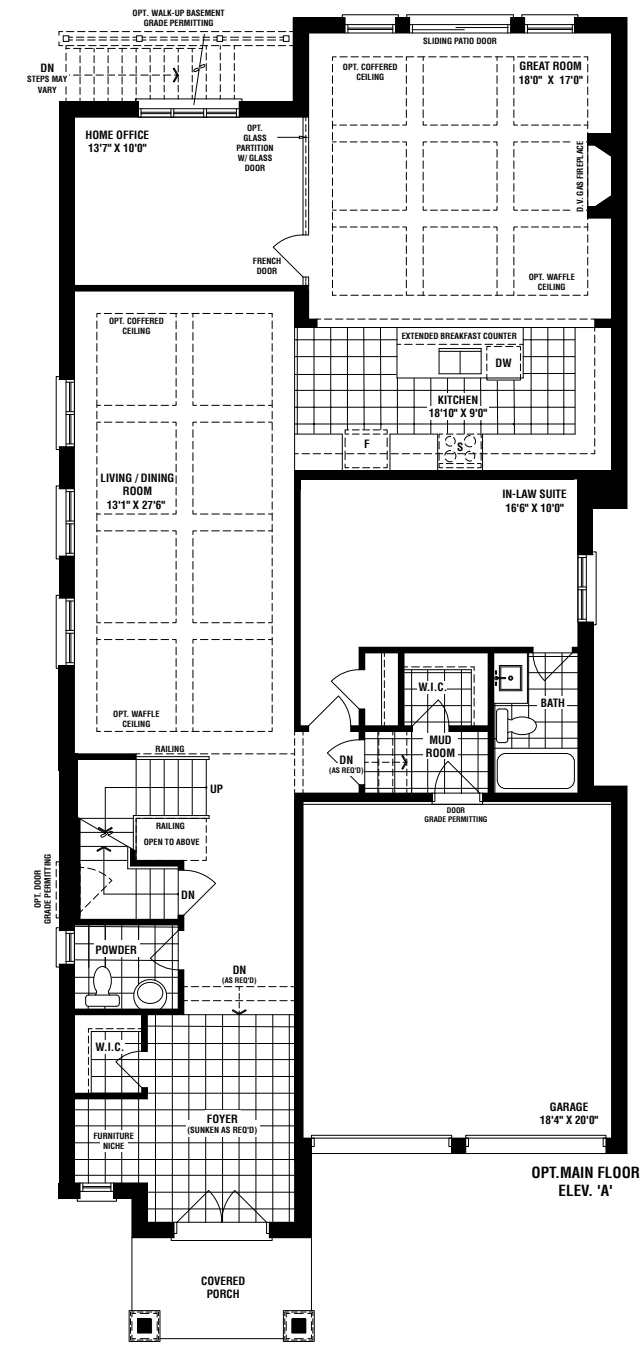
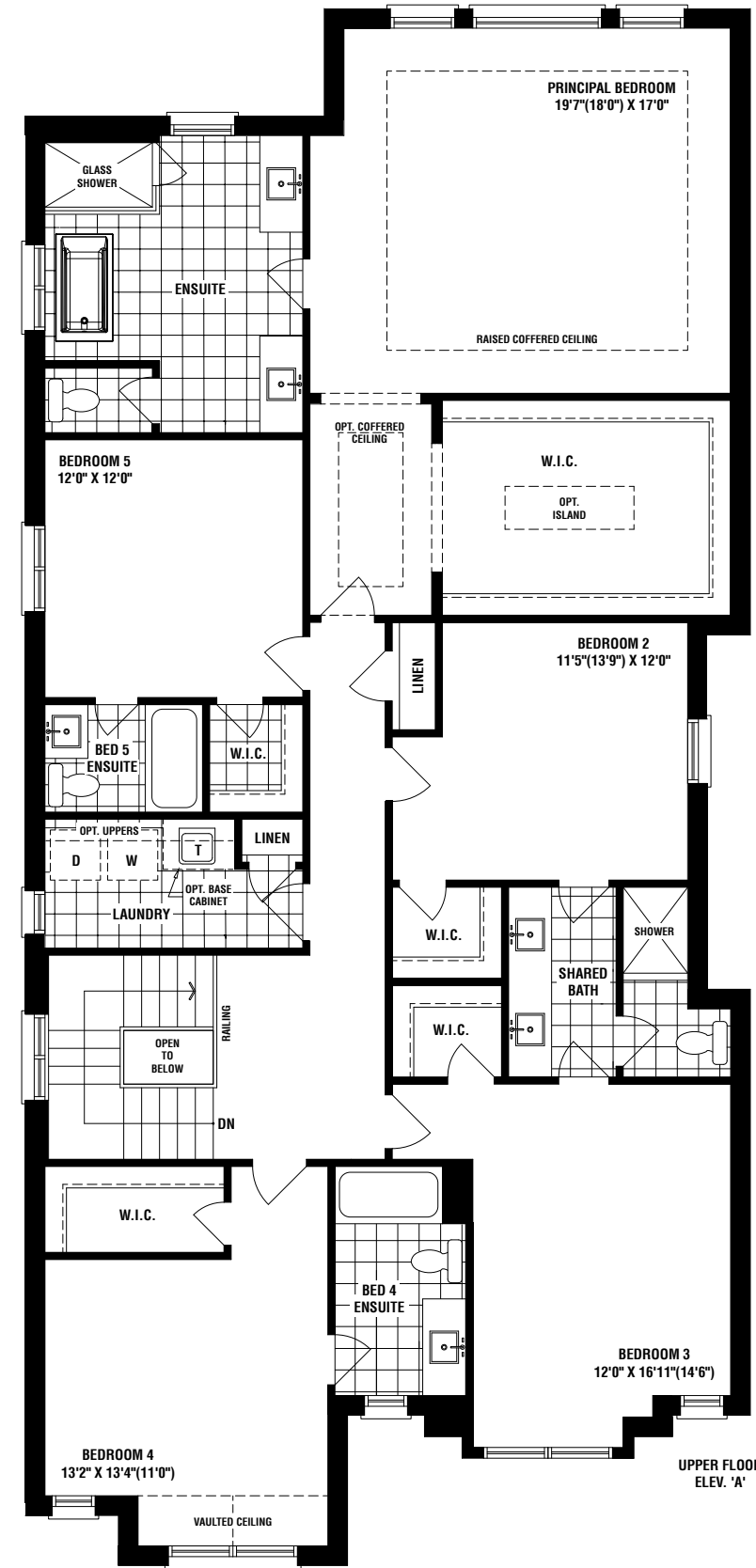
ELEVATION A / 4050 SQ. FT.



ELEVATION B / 4040 SQ. FT.



ELEVATION C / 4050 SQ. FT.



OPT. MAIN FLOOR LAYOUT WITH IN-LAW SUITE AVAILABLE





























The floor plans and elevations shown are pre-construction plans and may be revised or improved as necessitated by architectural controls and the construction process. The measurements adhere to the rules and regulations of the TARION Warranty Corporation's official method for the calculation of floor area. Actual usable floor space and room dimensions may vary from the stated floor area. Railings on front porch only where required by O.B.C. Locations of furnace, hot water tank, HRV, sump pump (if applicable), posts and beams may vary and are to be determined by Vendor and Architect. Purchasers shall be deemed to accept the same. All images and renderings are artist concept only and subject to change. Side windows only if siting permits. E. & O. E. 4003



THE ARISTA HOMES' "A" TEAM HAS BEEN BUILDING EXCEPTIONAL NEW HOMES ACROSS THE GTA AND SOUTHERN ONTARIO SINCE 1994

Complementing the dozens of communities successfully completed since its beginning, ARISTA Homes is hard at work building a number of new award-winning neighbourhoods, each with homes that feature the exceptional design and construction for which ARISTA Homes is renowned.

SOME OF OUR PAST, CURRENT AND UPCOMING COMMUNITIES:

 BRAMPTON	 OAKVILLE	 VAUGHAN	 PICKERING	 MARKHAM	 KLEINBURG	 RICHMOND HILL
 MARKHAM	 RICHMOND HILL	 WHITBY	 MARKHAM	 AURORA	 KLEINBURG	 BRAMPTON
 VAUGHAN	 TORONTO	 UNIONVILLE	 TORONTO	 MARKHAM	 MILTON	 MARKHAM
 RICHMOND HILL	 MISSISSAUGA	 MAPLE	 BRAMPTON	 BRAMPTON	 MISSISSAUGA	 VAUGHAN



